

PRODUCT DATASHEET



Legend™ Laser Tie-On Cable Labels



This is a multipage document, all pages must be read in conjunction with each other



Our Legend™ A4 polyester label sheets offer by far the easiest and fastest way to produce tie-on cable labels. No special equipment needed.

Use with a standard office laser printer. Removing the labels is easy too, just fold backwards and forwards along the perforation lines.

Print up to 60 labels in just 15 seconds!

Available in packs of 10 or 100 sheets.

TECHNICAL DATA

Printing Method	Standard Laser Printer
Material	Polyester
Thickness	175 microns
Sheet Size	A4
Standard Colours	White, Yellow, Blue, Red, Green, Orange
Standard Sizes	60 x 13mm, 90mm x 13mm, 90mm x 20mm
RoHS (EU 2002/95/EC)	RoHS Compliant

FEATURES & BENEFITS

- Easy to use and apply
- Pre-perforated for rapid removal from sheet
- Apply to any cable from OD Ø 10mm - unlimited

APPROVALS

- Authorised for use by London Underground Registration No. 1105

PRODUCT TESTING

Test	Method
Moisture Resistance	MIL-STD-202G Method 106G
Low Temperature 72 hours @ -40°C	MIL-STD-810F Method 502.4
High Temperature 2000 hours @ 70°C to 100°C*	MIL-STD-202G Method 108A
Hydrogen Sulphide	H ₂ S Sour Gas Exposure (2% H ₂ S)
UV Weathering 500 hours**	ISO 4982 Part 3 Method A Cycle 1
Salt Mist Spray	IEC60068-2-52 Test Kb Salt Mist (Cyclic)
Chemical / Solvent Resistance	See overleaf

* Samples were subjected to 500 hours @ 70°C, followed by 500 hours @ 85°C followed by 1000 hours @ 100°C

** Limited external applications generally away from direct sunlight but may be suitable in control boxes etc. Labels generally for use internally such as: data centres, control rooms, sub-stations, power stations etc. Other applications may include banks, hotels airports etc.

etech
components

All Enquiries:

tel: +44 (0)1744 762 929

email: sales@etechcomponents.com

web: www.etechcomponents.com

Copyright © 2015 Silver Fox Limited

R5.7

Page 1 of 3

PRODUCT DATASHEET



Legend™ Laser Tie-On Cable Labels



This is a multipage document, all pages must be read in conjunction with each other



PRODUCT TESTING

Chemical/Solvent Resistance:

Samples of Silver Legend™ Standard Laser Tie-on Cable labels were printed* with a standard laser printer. Samples were then conditioned for 24 hours at room temperature. Testing* consisted of 5 cycles of 10-minute immersions in the specified chemical/solvent followed by a 30-minute recovery period. After the final immersion, the samples were then rubbed ten times with a cotton swab dipped in the test fluid. Visual observations on the print quality are listed in the table below.

Chemical/Solvent	No Rub	After Rub
Methyl Ethyl Keytone (MEK)	Loss of Density (Complete colour removal on label)	Loss of Density (Complete colour removal on label)
Isopropyl Alcohol	No Effect (Colour faded on label)	No Effect (Colour faded on label)
Toluene	No Effect (Colour faded on label)	Complete Removal
Jet Fuel	No Effect	Loss of Density
Diesel	No Effect	No Effect
Petrol (UK)	Loss of Density	Complete removal
SAE 30 Oil	No Effect	No Effect
De-ionised Water	No Effect	No Effect
3% Alconox® Detergent	No Effect	No Effect
10% Hydrochloric Acid	No Effect	No Effect
10% NaCl Salt Solution	No Effect	No Effect
Mineral Spirits	No Effect	No Effect
Alcohol Mix	Complete Removal	Complete Removal
10% Sodium Hydroxide Solution	No Effect	No Effect
DOT 4 Brake Fluid	Loss of legibility/removal	Complete removal
Mineralised Methylated Spirit	Complete Removal	Complete Removal
Ethylene Glycol	No Effect	No Effect
WD-40	No Effect	No Effect
Turpentine Substitute	No Effect	No Effect

TIP TIME INTO PROFIT®

To print a few labels, use the variable start position option in our Labacus Innovator Advanced or Professional software and print the labels at the bottom of the sheet, this keeps the leading edge of sheet intact for future runs.



All Enquiries:

tel: +44 (0)1744 762 929

email: sales@etechcomponents.com

web: www.etechcomponents.com

*Tested in-house

PRODUCT DATASHEET



Legend™ Laser Tie-On Cable Labels



This is a multipage document, all pages must be read in conjunction with each other

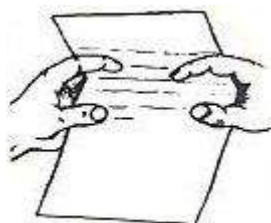


STORAGE INSTRUCTIONS

Storage Instructions	Store between 50° F (10° C) and 77° F (25° C)
Shelf Life	2 Years
Conditions	Keep in dark conditions
Humidity Resistance	35% to 65% RH

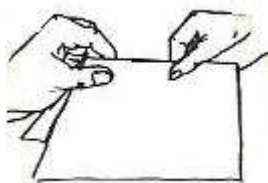
HOW TO REMOVE LABELS

STEP 1



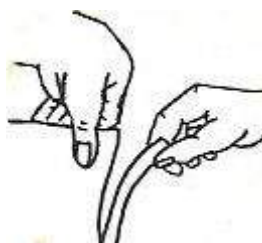
After printing, fold the label along the perforations

STEP 2



Firmly crease along the fold

STEP 3



Tear along the crease to remove the label

ORDER INFORMATION


Product Code	Label Dims (mm)	Labels / Sheet	Sheets / Pack	Labels / Pack	Colour Options
LS6013L*	60 x 13	60	10 Sheets	600	<input type="checkbox"/> <input type="checkbox"/> <input checked="" type="checkbox"/>
LS6013L*(100)	60 x 13	60	100 Sheets	6000	<input type="checkbox"/> <input type="checkbox"/> <input checked="" type="checkbox"/>
LM9013L*	90 x 13	40	10 Sheets	400	<input type="checkbox"/> <input checked="" type="checkbox"/> <input checked="" type="checkbox"/>
LM9013L*(100)	90 x 13	40	100 Sheets	4000	<input type="checkbox"/> <input checked="" type="checkbox"/> <input checked="" type="checkbox"/>
LXL9020L*	90 x 20	24	10 Sheets	240	<input type="checkbox"/> <input checked="" type="checkbox"/> <input checked="" type="checkbox"/> <input checked="" type="checkbox"/> <input checked="" type="checkbox"/> <input checked="" type="checkbox"/>
LXL9020L*(100)	90 x 20	24	100 Sheets	2400	<input type="checkbox"/> <input checked="" type="checkbox"/> <input checked="" type="checkbox"/> <input checked="" type="checkbox"/> <input checked="" type="checkbox"/> <input checked="" type="checkbox"/>

*Specify colour when ordering

SILVER FOX CATALOGUE



TIP - TIME INTO PROFIT BROCHURE



etech
components

All Enquiries:

tel: +44 (0)1744 762 929

email: sales@etechcomponents.com

web: www.etechcomponents.com

Disclaimer: The information contained in this datasheet is based on data we believe to be reliable and is given for information only and without guarantee and does not constitute a warranty. We are not able to anticipate every set of conditions, so always suggest that users should also satisfy themselves as to the suitability of our products for their particular environment and application and not make any assumptions based on information in this data sheet that is included or omitted. This datasheet supersedes any previous information/datasheet released and is subject to change without notice.

Copyright © 2015 Silver Fox Limited

R5.7

Page 3 of 3