

# FIXING, FASTENING AND SUPPORT PRODUCTS

## FEATURED PRODUCTS



# Telescoping Screw Gun Box Bracket – TSGB1624 (187199)



- Can mount multiple boxes
- Notched and marked for easy identification and bending
- Improved design with stamped inch markings and pilot holes accelerates precise box conduit mounting between studs
- Pilot holes allow easy box attachment with a screwdriver
- Requires only a screw gun to install
- Can be mounted to face or inside of stud
- Adjustable for non-standard stud spacing
- Interlocking tab prevents accidental disassembly
- Unique, one-piece, break apart design



Part Number	TSGB1624
Article Number	187199
Material	Steel
Finish	Pregalvanized
Stud Spacing	400 – 635 mm
Box Depth	38.0 mm 54.0 mm 63.5 mm
Certifications	cULus
Standard Packaging Quantity	50 pc
UPC	78285667967
EAN-13	8711893127638

All Enquiries: tel: +44 (0)1744 762 929 | email: [sales@etechcomponents.com](mailto:sales@etechcomponents.com) | web: [www.etechcomponents.com](http://www.etechcomponents.com)

**etech**  
components



# SMS8 Self-Drilling and Tapping Screw – SMS8 (187197)



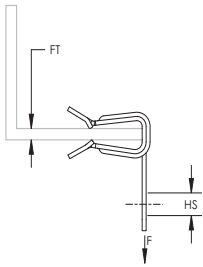
- Suitable for screw gun use
- Thin "wafer-head" type

Part Number	SMS8
Article Number	187197
Material	Steel
Finish	Electrogalvanized
Screw Diameter	4.2 mm
Screw Length	12 mm
Standard Packaging Quantity	1,000 pc
UPC	78285630470
EAN-13	8711893038088

# Hammer-On Flange Clip, Side Mount



- Provides an attachment for wire, S-hooks, chain, nVent CADDY Speed Link or other assemblies to flanges and profiles
- Fits most beams
- Installs with just a hammer



Part Number	Article Number	Flange Thickness FT	Hole Size HS	Static Load F	Certifications	Standard Packaging Quantity
Material: Spring Steel – Finish: nVent CADDY Armour						
2H4	170010	2 – 3 mm	7.1 mm	700 N	cULus	100 pc
4H24	170020	3 – 8 mm	7.1 mm	900 N	cULus	100 pc
4H24R5	191018	3 – 8 mm	7.1 mm	900 N	cULus	10 x 5 pc
4H24SP25	172320	3 – 8 mm	7.1 mm	900 N	-	10 x 25 pc
4H58	170030	8 – 14 mm	7.1 mm	900 N	cULus	100 pc
4H58R5	191019	8 – 14 mm	7.1 mm	900 N	cULus	10 x 5 pc
4H58SP25	172350	8 – 14 mm	7.1 mm	900 N	-	10 x 25 pc
4H912	170040	14 – 20 mm	7.1 mm	900 N	cULus	100 pc
4H912R5	191045	14 – 20 mm	7.1 mm	900 N	cULus	10 x 5 pc
4H912SP25	172380	14 – 20 mm	7.1 mm	900 N	-	10 x 25 pc
4H1318	170045	21 – 28 mm	7.1 mm	900 N	cULus	50 pc
Material: Stainless Steel 301 [EN 1.4310]						
4H24S1	179610	3 – 8 mm	7.1 mm	650 N	-	100 pc
4H58S1	179620	8 – 14 mm	7.1 mm	650 N	-	100 pc
4H912S1	179630	14 – 20 mm	7.1 mm	650 N	-	100 pc

All Enquiries: tel: +44 (0)1744 762 929 | email: sales@etechcomponents.com | web: www.etechcomponents.com

**etech**  
components

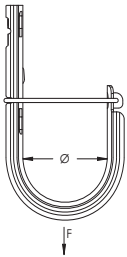


# nVent CADDY Cat HP J-Hook – CAT32HP (181062)



nVent CADDY Cat HP J-Hooks are the heart of the nVent CADDY Cat HP System. The J-Hooks have a wide base design and smooth beveled edges to provide a large bending radius for current and future high-performance data cables and fibre optics. nVent CADDY Cat HP J-Hooks are available in a wide range of sizes to offer a solution that meets industry standards for Cat 6A and easily accommodates Cat 7, large-diameter fibre optic, innerduct and coax cable. Individual nVent CADDY Cat HP J-Hooks can be fastened directly to the building structure or can be used to expand existing nVent CADDY Cat HP J-Hook cable supports. The J-Hooks are designed to provide a strong and stable pathway support installation.

- Provides optimal support for high-performance data cable, up to and including Cat 5e, Cat 6, Cat 6A, Cat 7 and fibre optic
- Rounded edges on J-Hooks provide proper bend radius support for high performance data cables
- Multiple color options aid in the identification and organization of the pathway application
- Provides superior fill capacity and load rating over most other non-continuous cable support alternatives
- Compliant with UL® 2043 and suitable for use in air handling (plenum) spaces
- Tested according to DIN 4102-12
- Complies with EN 50174-2
- Meets ISO®/IEC 14763-2, ANSI®/TIA 568 and ANSI®/TIA 569
- Painted J-Hooks are low-smoke and halogen-free



Part Number	CAT32HP
Article Number	181062
Material	Steel
Finish	Pregalvanized
Diameter (Ø)	50 mm
Area	2,561 mm <sup>2</sup>
Cable Capacity, Cat 5e	90
Cable Capacity, Cat 6	60
Cable Capacity, Cat 6A	35
Static Load (F)	270 N
Certifications	cULus DIN 4102-12 abP P-3117/339/14-MPA BS (Germany)

All Enquiries: tel: +44 (0)1744 762 929 | email: sales@etechcomponents.com | web: www.etechcomponents.com



Part Number	CAT32HP
Standard Packaging Quantity	50 pc
UPC	78285661761
EAN-13	8711893048827

Cable	Number of Twisted Pairs	AWG	Cable Diameter	Capacity (70% fill)			
				CAT16HP	CAT32HP	CAT48HP	CAT64HP
UTP	4	24	5 mm	20	70	160	280
FTP	4	24	6 mm	15	50	110	190
SFTP	4	24	6 mm	15	50	110	190
SFTP	4	23	7 mm	10	40	85	140
F/STP	4	23	8,5 mm	7	25	60	100
SFTP	4	23	8,5 mm	7	25	60	100
SFTP	3x4	24	14 mm	2	9	20	35
UTP	25	24	13 mm	3	11	25	40

Non-continuous supports may not exceed spacing of 5' (1.5 m) per TIA 569-C.9.7 and EN 50174-2.  
Cable capacity is calculated based on a 70% fill rate.

All Enquiries: tel: +44 (0)1744 762 929 | email: sales@etechcomponents.com | web: www.etechcomponents.com

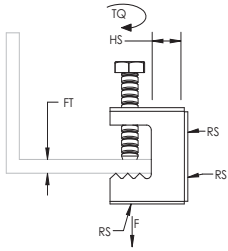
**etech**  
components



# EBC Beam Clamp – EBC (170380)



- Easy installation to beam flanges



Part Number	EBC
Article Number	170380
Material	Spring Steel
Finish	nVent CADDY Armour
Rod Size (RS)	M6
Hole Size (HS)	10.5 mm
Flange Thickness (FT)	16 mm Max
Torque (TQ)	3 N-m
Static Load (F)	450 N
Certifications	CE, 4H, EM, EBC
Standard Packaging Quantity	100 pc
UPC	78285652143
EAN-13	8711893703849

Setscrew must be tightened and torqued onto the sloped side of the I-beam.

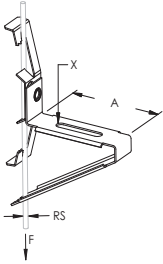
All Enquiries: tel: +44 (0)1744 762 929 | email: [sales@etechcomponents.com](mailto:sales@etechcomponents.com) | web: [www.etechcomponents.com](http://www.etechcomponents.com)

**etech**  
components

# Cable Tray to Rod Clip – 6Z34CTS (172960)



- Supports cable tray up to 68mm wide



Part Number	6Z34CTS
Article Number	172960
Material	Spring Steel
Finish	nVent CADDY Armour
Rod Size (RS)	M8 M10 M12
A	68 mm
X	35 x 6.5 mm
Static Load (F)	90 N
Standard Packaging Quantity	50 pc
UPC	78285685468
EAN-13	8711893729634

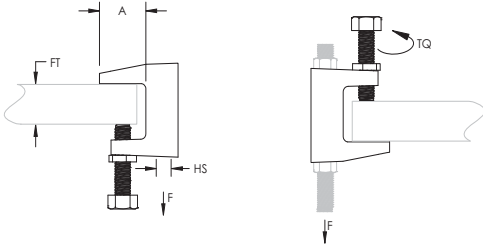
All Enquiries: tel: +44 (0)1744 762 929 | email: sales@etechcomponents.com | web: www.etechcomponents.com

**etech**  
components





# 300M Universal Beam Clamp



Material: Cast Iron  
Finish: Electrogalvanized



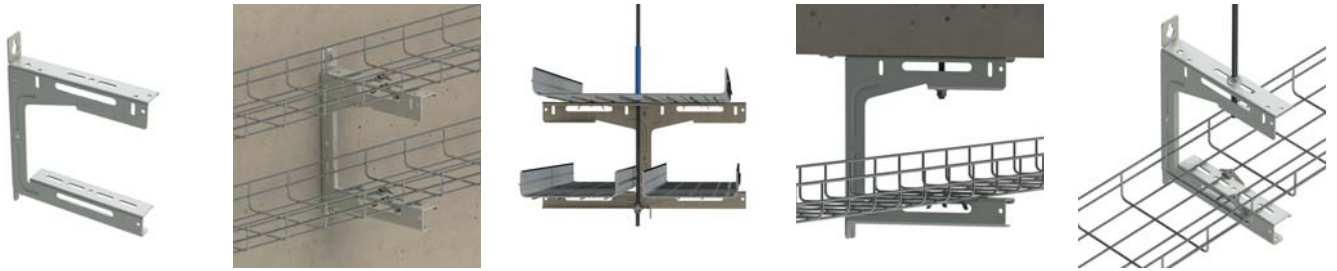
Part Number	Article Number	Hole Size HS	Flange Thickness FT	A	Torque TQ	Static Load F	Certifications	Standard Packaging Quantity
Hole Type: Plain								
30009MM	389500	9 mm	18 mm Max	21 mm	14 N-m	1,200 N	VdS	100 pc
3009MMSP5	175830	9 mm	18 mm Max	21 mm	14 N-m	1,200 N	VdS	10 x 5 pc
30011MM	389510	11 mm	20 mm Max	23 mm	14 N-m	2,500 N	FM, VdS	100 pc
30011MMSP5	175840	11 mm	20 mm Max	23 mm	14 N-m	2,500 N	FM, VdS	10 x 5 pc
30013MM	389520	13 mm	26 mm Max	35 mm	14 N-m	3,500 N	FM, VdS	80 pc
30017MM	389505	17 mm	28 mm Max	30 mm	14 N-m	5,500 N	FM, VdS	50 pc
Hole Type: Threaded								
300M6	386805	M6	18 mm Max	21 mm	14 N-m	1,200 N	-	140 pc
300M6SP5	175910	M6	18 mm Max	21 mm	14 N-m	1,200 N	-	10 x 5 pc
300M8	386810	M8	18 mm Max	21 mm	14 N-m	1,200 N	VdS	100 pc
300M10	386820	M10	20 mm Max	23 mm	14 N-m	2,500 N	FM, VdS	100 pc
300M12	386830	M12	26 mm Max	35 mm	14 N-m	3,500 N	FM, VdS	80 pc

Setscrew must be tightened and torqued onto the sloped side of the I-beam.

All Enquiries: tel: +44 (0)1744 762 929 | email: sales@etechcomponents.com | web: www.etechcomponents.com

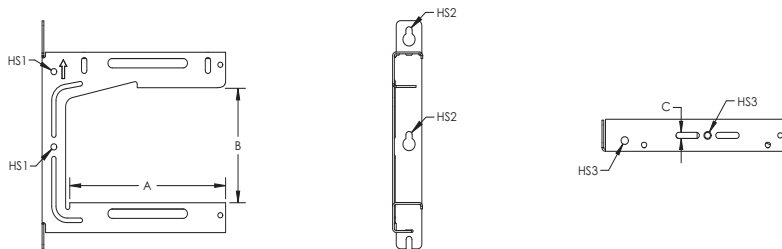


# Universal Tray Support



Universal Tray Supports are the perfect solution for supporting cable trays while maintaining accessibility to cables after the installation is completed. Universal Tray Supports are different from labor-intensive traditional methods fabricated with ceiling brackets, strut channels, cantilever arms, and various hardware. Universal Tray Supports can be attached to ceiling, wall, threaded rod, or cable hanging systems to support all possible project requirements and additional cable capacity.

- Universal design to accommodate various cable tray hanging methods including ceiling, wall, threaded rod, or cable hanging systems
- C-shape maintains accessibility to cables after installation is completed
- Strut profile on both arms allow for two runs of cable trays per bracket
- Top tab can be bent allowing for extra wide cable trays to be installed when two brackets are fastened back-to-back
- Key holes provided for wall mount applications
- Works with the KBT Wire Basket Tray Clip for securing wire basket cable tray or J-bolts for securing cable ladder



Material: Steel  
Finish: Electrogalvanized

Part Number	Article Number	A	B	C	Hole Size 1 HS1	Hole Size 2 HS2	Hole Size 3 HS3	Static Load 1 F1	Static Load 2 F2
UTS150	182031	165.1 mm	154.1 mm	8.3 mm	8.4 mm	8.4 mm	10.5 mm	440 N	890 N
UTS200	182032	223.9 mm	154.1 mm	8.3 mm	8.4 mm	9.0 mm	10.5 mm	440 N	890 N
UTS300	182033	323.2 mm	156.6 mm	8.3 mm	8.4 mm	8.4 mm	10.5 mm	440 N	890 N

Refer to Static Load 1 for installations with threaded rod. Refer to Static Load 2 for wall mount and 3 mm nVent CADDY Speed Link installations.

All Enquiries: tel: +44 (0)1744 762 929 | email: sales@etechcomponents.com | web: www.etechcomponents.com

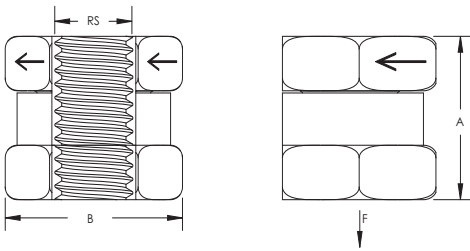
**etech**  
components



# SN Series Nut – SNM10 (390007)



- Allows side mounting of nut to threaded rod
- Reduces the need for threading compared to standard nuts and washers
- Ideal for retrofit projects, such as trapeze installations, where disassembly of the support system is not desired
- Works with slightly damaged threads and minor burrs on the threaded rod
- Reduces installation time up to 50%

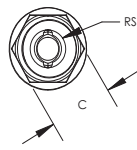
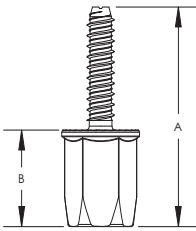


Part Number	SNM10
Article Number	390007
Material	Steel
Finish	Electrogalvanized
Rod Size (RS)	M10
A	19 mm
B	19 mm
Static Load (F)	6,000 N
Standard Packaging Quantity	10 x 10 pc
UPC	78285664940
EAN-13	8711893058895

# nVent CADDY Rod Lock Anchor Screw – CRLAM10EG (390010)



- For use with concrete and solid brick
- Prefabricated assemblies easily lift and lock into place, helping to save time and money
- Works with slightly damaged threads and minor burrs on the threaded rod



Part Number	CRLAM10EG
Article Number	390010
Material	Steel
Finish	Electrogalvanized
Rod Size (RS)	M10
A	72 mm
B	32 mm
C	22 mm
Drill Bit Diameter	8 mm
Drill Hole Depth	50 mm
Static Load (F)	2,900 N
Certifications	FM
Standard Packaging Quantity	25 pc
UPC	78285664951
EAN-13	8711893128857

Tested in 3000 psi (20.67 MPa) concrete.

All Enquiries: tel: +44 (0)1744 762 929 | email: [sales@etechcomponents.com](mailto:sales@etechcomponents.com) | web: [www.etechcomponents.com](http://www.etechcomponents.com)

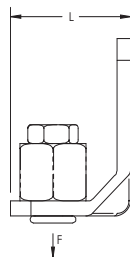
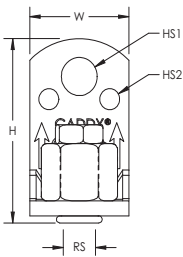
**etech**  
components



# nVent CADDY Rod Lock L-Bracket – CRLLM10EG (390012)



- Easy "push-to-install" design allows installers to simply push the threaded rod through the mounting hole, instantly holding it in position
- Prefabricated assemblies easily lift and lock into place, helping to save time and money
- Multiple attachment holes support the use of either self-drilling screws or bolts, offering installation options for concrete, wood, and steel structures
- Lock nut can be finger tightened, locking the rod in place
- Integrated adjustment nut enables fine tuning the system height up or down
- Extremely useful in tight spaces where wrenches are difficult to use
- Conforms with Federal Specification WW-H-171 (Type 23), Manufacturers Standardization Society ANSI®/MSS-SP-58 (Type 19 and 23)



Part Number	CRLLM10EG
Article Number	390012
Material	Steel
Finish	Electrogalvanized
Rod Size (RS)	M10
Height (H)	61.3 mm
Length (L)	43.2 mm
Width (W)	35.6 mm
Hole Size 1 (HS1)	10.4 mm
Hole Size 2 (HS2)	7.1 mm
Wrench Size	24 mm
Static Load (F)	3,100 N
Certifications	cULus FM VdS

All Enquiries: tel: +44 (0)1744 762 929 | email: sales@etechcomponents.com | web: www.etechcomponents.com



Part Number	CRLLM10EG
Standard Packaging Quantity	25 pc
UPC	78285671913
EAN-13	8711893126594

Follow fastener manufacturer's recommended shear and pull-out strength when fastening to the structure. Fastener not included.  
Install in accordance with applicable code.

All Enquiries: tel: +44 (0)1744 762 929 | email: [sales@etechcomponents.com](mailto:sales@etechcomponents.com) | web: [www.etechcomponents.com](http://www.etechcomponents.com)

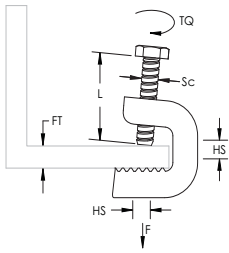
**etech**  
components



# Multi-Function C-Clamp – C20HD (336100)



- Multi-functional beam clamp
- Use with Cable/Conduit/Pipe Clamp or Square Washer for Multi-Function C-Clamp



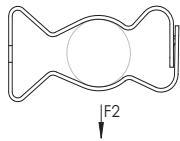
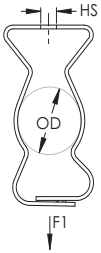
Part Number	C20HD
Article Number	336100
Material	Steel Stainless Steel 304 (EN 1.4301)
Finish	Hot-Dip Galvanized
Flange Thickness (FT)	4 – 20 mm
Hole Size (HS)	14 mm
Screw Diameter (Sc)	M6
Screw Length (L)	25 mm
Torque (TQ)	3 N-m
Static Load (F)	1,100 N
Standard Packaging Quantity	100 pc
UPC	78285681150
EAN-13	4018292361002

Setscrew must be tightened and torqued onto the sloped side of the I-beam.

# Snap Close Conduit/Pipe Clamp – 812M (177130)



- May be used for either vertical or horizontal installations
- Eliminates need for offset bending conduit
- Finger closure, no tools required



Part Number	812M
Article Number	177130
Material	Spring Steel
Finish	nVent CADDY Armour
Outer Diameter (OD)	18 – 30 mm
Hole Size (HS)	7 mm
Hole Type	Plain
Static Load 1 (F1)	440 N
Static Load 2 (F2)	110 N
Certifications	cULus
Standard Packaging Quantity	100 pc
UPC	78285670210
EAN-13	8711893771343

All Enquiries: tel: +44 (0)1744 762 929 | email: sales@etechcomponents.com | web: www.etechcomponents.com

**etech**  
components

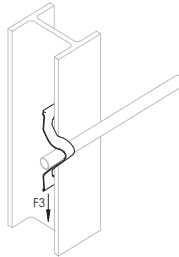
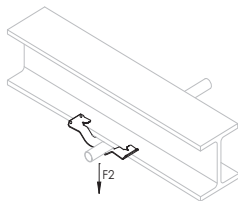
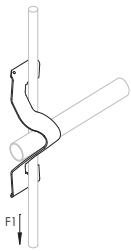




# Cable/Conduit Clip



- Supports conduit to rod, wire or flange
- Can also be used for flexible metallic tubing, armored cable, portable cables, control tubes and communications cable
- Available for EMT, rigid, ENT, IMT, MC/AC and aluminum conduit
- No installation tools required



Material: Spring Steel  
Finish: nVent CADDY Armour



Part Number	Article Number	Outer Diameter OD	Static Load 1 F1	Static Load 2 F2	Static Load 3 F3	Standard Packaging Quantity
KX	170870	12 mm Max	-	-	-	100 pc
K8	170660	18 mm Max	220 N	445 N	70 N	100 pc
K12	170670	24 mm Max	220 N	445 N	70 N	100 pc
K12R10	191032	24 mm Max	220 N	445 N	70 N	10 x 10 pc
K16	170680	30 mm Max	220 N	445 N	70 N	100 pc
K16R5	191038	30 mm Max	220 N	445 N	70 N	10 x 5 pc
K20	170690	42 mm Max	220 N	445 N	100 N	100 pc

Part Number	Outer Diameter	Rod Size
K8	8 mm - 18 mm	M4; M6
K12	14 mm - 20 mm	M12
K12	16 mm - 22 mm	M8; M10
K12	18 mm - 24 mm	M4; M6
K16	22 mm - 24 mm	M12
K16	24 mm - 26 mm	M8; M10
K16	26 mm - 30 mm	M4; M6
K20	20 mm - 36 mm	M12
K20	25 mm - 38 mm	M8; M10
K20	30 mm - 42 mm	M4; M6
KX	4 mm - 12 mm	M4; M6

All Enquiries: tel: +44 (0)1744 762 929 | email: sales@etechcomponents.com | web: www.etechcomponents.com



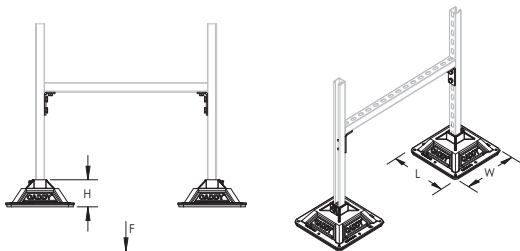
Part Number	Outer Diameter	Flange Thickness
K8	3 mm - 7 mm	12 mm - 16 mm
K12	3 mm - 7 mm	16 mm - 22 mm
K12	8 mm - 10 mm	14 mm - 20 mm
K12	11 mm - 13 mm	12 mm - 19 mm
K16	3 mm - 7 mm	24 mm - 28 mm
K16	8 mm - 10 mm	20 mm - 26 mm
K16	11 mm - 13 mm	19 mm - 24 mm
K20	3 mm - 7 mm	28 mm - 40 mm
K20	8 mm - 10 mm	26 mm - 38 mm
K20	11 mm - 13 mm	21 mm - 35 mm
KX	6 mm - 12 mm	3 mm - 5 mm

May require dedicated drop wire/rod and EC311. Consult local authority.  
For horizontal application only when installing conduit.

# nVent CADDY Pyramid H-Frame Kit – PHK (360420)



- Foam or rubber bottom offers low abrasion interface for better roof membrane protection
- Compatible with roof surfaces including single ply, bituminous, metal and spray foam
- Provides superior load distribution, even with varying rooftop surfaces
- Rubber rooftop interface ideal for solar panel array installations
- Kit includes 2 post bases with pre-installed mounting hardware, 6 bolts, 6 strut nuts, and 2 L-brackets to complete H-frame
- Hot-dip galvanized and UV stabilized for long lasting performance
- Accepts standard strut channels



Part Number	PHK
Article Number	360420
Material	Polypropylene Polyethylene
Temperature	-34 to 54 °C
Static Load Safety Factor	3:1
Rooftop Interface	Foam
Strut Type	A (41 x 41 mm)
Height (H)	117 mm
Length (L)	314 mm
Width (W)	314 mm
Surface Area	0.18 m <sup>2</sup>
Static Load (F)	6,670 N
Standard Packaging Quantity	1 pc
UPC	78285684530
EAN-13	8711893108316

Static load represents 750 lb (3,335 N) per post base. The end user must select and evaluate the strut framing to ensure the assembled H-frame can properly support the applied load.

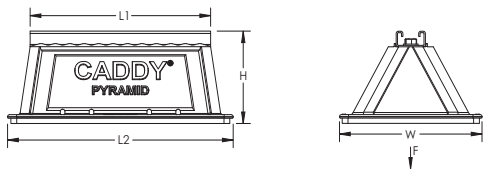
All Enquiries: tel: +44 (0)1744 762 929 | email: [sales@etechcomponents.com](mailto:sales@etechcomponents.com) | web: [www.etechcomponents.com](http://www.etechcomponents.com)



# nVent CADDY Pyramid ST Fixed Strut Support



- Provides superior support for pipe, conduit, duct, cable tray and equipment
- Foam bottom offers low abrasion interface for better roof membrane protection
- Compatible with roof surfaces including single ply, bituminous, metal and spray foam
- Provides superior load distribution, even with varying rooftop surfaces
- Ready to use out of the box, saving installation time and labor
- Multiple sizes and load ratings offer the ability to tailor the solution to the application
- Easy to transport to the roof
- Hot-dip galvanized and UV stabilized for long lasting performance



Material: Polyethylene, Polypropylene, Steel  
 Finish: Hot-Dip Galvanized  
 Temperature: -45 to 65 °C  
 Static Load Safety Factor: 3:1

Part Number	Article Number	Length 1 L1	Length 2 L2	Height H	Width W	Surface Area	Unit Weight	Static Load F
PSF6C	360463	152 mm	203.0 mm	122 mm	152 mm	26,452 mm <sup>2</sup>	0.5 kg	1,334 N
PSF10C	360464	254 mm	317.5 mm	122 mm	203 mm	59,355 mm <sup>2</sup>	1.0 kg	4,450 N
PSF10D	360465	254 mm	317.5 mm	163 mm	203 mm	59,355 mm <sup>2</sup>	1.5 kg	4,450 N
PSF16C	360466	406 mm	483.0 mm	122 mm	203 mm	91,613 mm <sup>2</sup>	1.5 kg	6,670 N
PSF16D	360467	406 mm	483.0 mm	163 mm	203 mm	91,613 mm <sup>2</sup>	2.0 kg	6,670 N

Static load at 73.1 kPa [10.6 psi] roof loading. Contact project or roofing engineer for maximum allowable load on individual project roof system.

All Enquiries: tel: +44 (0)1744 762 929 | email: [sales@etechcomponents.com](mailto:sales@etechcomponents.com) | web: [www.etechcomponents.com](http://www.etechcomponents.com)

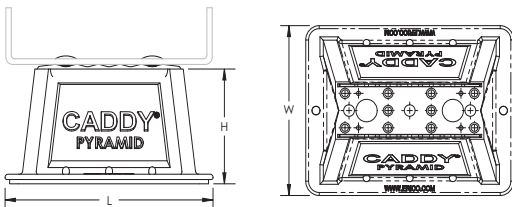
**etech**  
components



# nVent CADDY Pyramid Tool-Free Cable Tray Support Kit



- Push-in pins install without the need for additional tools
- Plastic pins and base will not corrode
- Pins and mounting holes accommodate most perforated cable tray
- Ready to use out of the box, saving installation time and labor
- Additional pins can be purchased separately
- Foam bottom offers low abrasion interface for better roof membrane protection
- Provides superior load distribution, even with varying rooftop surfaces
- Compatible with roof surfaces including single ply, bituminous, metal and spray foam
- Multiple sizes and load ratings offer the ability to tailor the solution to the application
- Easy to transport to the roof



Material: Polyethylene, Polypropylene, Nylon  
 Temperature: -45 to 65 °C  
 Static Load Safety Factor: 3:1

Part Number	Article Number	Length L	Width W	Height H	Surface Area	Unit Weight	Static Load F
PTF6P	360518	203.2 mm	152 mm	101.6 mm	26,452 mm <sup>2</sup>	0.3 kg	1,330 N
PTF10P	360519	317.5 mm	203 mm	101.6 mm	59,355 mm <sup>2</sup>	0.5 kg	4,450 N
PTF16P	360522	482.6 mm	203 mm	101.6 mm	91,613 mm <sup>2</sup>	1.0 kg	6,670 N

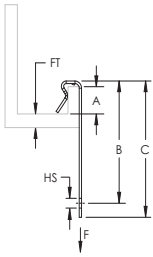
All Enquiries: tel: +44 (0)1744 762 929 | email: [sales@etechcomponents.com](mailto:sales@etechcomponents.com) | web: [www.etechcomponents.com](http://www.etechcomponents.com)



# J Series C Purlin Clip – J1 (170370)



- Provides an attachment for nVent CADDY Speed Link assemblies, wire, S-hooks, or chain from purlin and bar joist
- Requires only a hammer to install



Part Number	J1
Article Number	170370
Material	Spring Steel
Finish	nVent CADDY Armour
Flange Thickness (FT)	1.5 – 4.0 mm
Hole Size (HS)	6.8 mm
A	10 mm Min
B	42 mm
C	50 mm
Static Load (F)	700 N
Standard Packaging Quantity	100 pc
UPC	78285621100
EAN-13	8711893703740

All Enquiries: tel: +44 (0)1744 762 929 | email: [sales@etechcomponents.com](mailto:sales@etechcomponents.com) | web: [www.etechcomponents.com](http://www.etechcomponents.com)

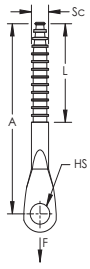
**etech**  
components



# Concrete Fixing Eyebolt Screw – CFEB05 (195864)




- For use in concrete and brick
- Includes drill bit adaptor for easy installation



Part Number	CFEB05
Article Number	195864
Material	Steel
Finish	Electrogalvanized
Hole Size (HS)	6.5 mm
Screw Diameter (Sc)	H6
Screw Length (L)	45 mm
A	60 mm
Drill Bit Diameter	5 mm
Static Load (F)	700 N
Standard Packaging Quantity	100 pc
UPC	78285662932
EAN-13	8711893045178

# nVent CADDY Speed Link SLK Spool Kit – SLK15L50MPACK (196046)



- Kit includes spool of nVent CADDY Speed Link steel wire and nVent CADDY Speed Link SLK locking devices
- Wire spool and locking devices are packaged together, simplifying transportation to the jobsite and reducing inventory
- Packaging allows end-users to pull and cut any length of wire that is needed without having to take the spool out of the box
- Ideal for rework and installations where custom lengths of wire may be needed
- Wire rope constructed from seven bundles of seven strands each of steel aircraft wire
- Push/pull keyless release allows easy adjustments
- Low-profile locking device minimizes visual impact
- Cable spread of 90 degrees allows positioning the device closer to the load
- Keyless release tubes are easy to operate while wearing gloves
- Double-sided locking mechanism enables simple height adjustment

Part Number	SLK15L50MPACK
Article Number	196046
Material	Steel
Finish	Electrogalvanized
Wire Rope Diameter	1.5 mm
Length	50 m
Number of Locking Devices	25
Standard Packaging Quantity	1 pc
UPC	78285691749
EAN-13	8711893157765


All Enquiries: tel: +44 (0)1744 762 929 | email: [sales@etechcomponents.com](mailto:sales@etechcomponents.com) | web: [www.etechcomponents.com](http://www.etechcomponents.com)

**etech**  
components

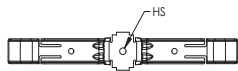
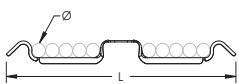




# Metal Pressure Clip



- Ideal for smaller runs of cable
- Flexible clip retains shape and allows for cables to be inserted after installation
- Rounded edges help prevent cable damage
- Cables are neatly installed providing a consistent and professional appearance
- Low-profile allows for installations in tight spaces




Material: Spring Steel  
Finish: nVent CADDY Armour

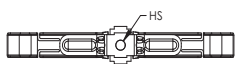
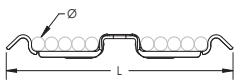
Part Number	Article Number	Cable Capacity	Diameter ∅	Hole Size HS	Length L
PKM10H3	182044	10	10 mm Max	4.8 mm	171.5 mm
PKM10H6	182045	10	10 mm Max	7.1 mm	171.5 mm
PKM16H3	182046	16	10 mm Max	4.8 mm	233.5 mm
PKM16H6	182047	16	10 mm Max	7.1 mm	233.5 mm

Supports cable diameters up to 1/2" (13 mm) when installed with a standard 1/4" (6 mm) washer.

# Metal Pressure Clip, Fire-Rated



- Includes insert for E30 fire rating according to DIN 4102-12
- Ideal for smaller runs of cable
- Flexible clip retains shape and allows for cables to be inserted after installation
- Rounded edges help prevent cable damage
- Cables are neatly installed providing a consistent and professional appearance
- Low-profile allows for installations in tight spaces



Material: Spring Steel  
Finish: nVent CADDY Armour

Part Number	Article Number	Cable Capacity	Diameter Ø	Hole Size HS	Length L
PKM10H6IN	182048	10	10 mm Max	7.2 mm	171.5 mm
PKM16H6IN	182049	16	10 mm Max	7.2 mm	233.5 mm


Supports cable diameters up to 1/2" (13 mm) when installed with a standard 1/4" (6 mm) washer.

All Enquiries: tel: +44 (0)1744 762 929 | email: sales@etechcomponents.com | web: www.etechcomponents.com

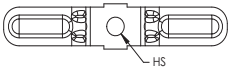
**etech**  
components



# Metal Pressure Clip Insert – PKMINSERT (182051)



- Use with Metal Pressure Clip to obtain E30 fire rating according to DIN 4102-12



Part Number	PKMINSERT
Article Number	182051
Material	Steel
Finish	Electrogalvanized
Hole Size (HS)	7.2 mm
Certifications	DIN 4102-12 abP P-MPA-E-17-008 (Germany)
Standard Packaging Quantity	50 pc
UPC	78285695288
EAN-13	0782856952886

ANSI is a registered trademark of American National Standards Institute. FM is a registered certification mark of FM Approvals LLC, LTD. ISO is a registered trademark of International Organization for Standardization. UL, UR, cUL, cUR, cULus and cURus are registered certification marks of UL LLC. VdS is a registered trademark of VdS Schadenverhütung GmbH.

**WARNING**

nVent products shall be installed and used only as indicated in nVent's product instruction sheets and training materials. Instruction sheets are available at [www.erico.com](http://www.erico.com) and from your nVent customer service representative. Improper installation, misuse, misapplication or other failure to completely follow nVent 's instructions and warnings may cause product malfunction, property damage, serious bodily injury and death and/or void your warranty.

© 2018 nVent. All rights reserved

nVent, nVent CADDY, nVent ERICO, nVent ERIFLEX and nVent LENTON are owned by nVent or its global affiliates. All other trademarks are the property of their respective owners. nVent reserves the right to change specifications without prior notice.

**All Enquiries:**

**tel: +44 (0)1744 762 929**

**email: [sales@etechcomponents.com](mailto:sales@etechcomponents.com)**

**web: [www.etechcomponents.com](http://www.etechcomponents.com)**



E-Tech Components (UK) Ltd are a member of the Lagercrantz Group AB. Lagercrantz is a technology group that offers world-leading, value-creating technology, using either proprietary products or products from leading suppliers. The group consists of about 50 companies, each with a niche focus on a specific sub-market - a niche. High value-creation is common to all subsidiaries, including a high degree of customisation, support, service and other services.