

Accessories for crimping Cu with tools T2600, V600, V611 and PVX611

Crimp dies for KRF/KSF

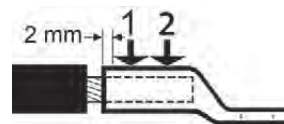
For Cu-terminals, hexagonal crimping. Supplied in pairs.
The TB dies below are intended for Cu-terminals, type KRF/KSF, together with Cu conductor according to IEC 60228 (class 2, 5 and 6).



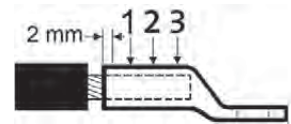
Die pair TB7-20 for V600, V611, PVX611 and T2600.



Die pair KB22 for V600, V611 and PVX611.



Crimp sequence for two crimps.



Crimp sequence for three crimps.

mm ² KR/KS, KRF/KSF	Name	Number of crimps	Net weight (kg)
10 / 70	TB8-17	1, 2	0,138
16 / 35	TB9-13	1	0,149
25 / 50	TB11-14,5	1	0,149
10 / 95	TB7-20	1, 2	0,135
120	KB22	3	0,150
150	KB25	3	0,147

KBxx is not allowed to be used with T2600

Crimp dies for KRD/KSD

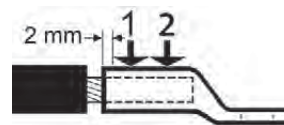
For Cu-terminals, hexagonal crimping. Supplied in pairs.
The TB dies below are intended for Cu-terminals, type KRD/KSD, together with Cu conductor according to IEC 60228 (class 2).



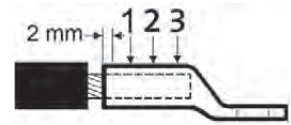
Die pair TB7-20 for V600, V611, PVX611 and T2600.



Die pair KB22 for V600, V611 and PVX611.



Crimp sequence for two crimps.



Crimp sequence for three crimps.

mm ² KRD/KSD	Name	Number of crimps	Net weight (kg)
16 / 70	TB8-14	1	0,149
25 / 50	TB9-12	1	0,150
35 / 95	TB11-16	1, 2	0,142
150	KB22	3	0,150
185	KB25	3	0,147

KBxx is not allowed to be used with T2600

Crimp dies for KRT/KST

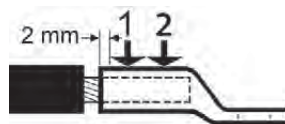
For Cu-terminals, hexagonal crimping. Supplied in pairs.
The TB dies below are intended for Cu-terminals, type KRT/KST, together with Cu conductor according to IEC 60228 (class 2).



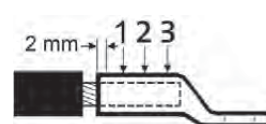
Die pair TB7-20 for V600, V611, PVX611 and T2600.



Die pair KB22 for V600, V611 and PVX611.



Crimp sequence for two crimps.



Crimp sequence for three crimps.

mm ² KRT/KST	Name	Number of crimps	Net weight (kg)
10 / 120	TB7-19	1, 2	0,137
16 / 95	TB8,5-18	1, 2	0,137
25 / 70	TB10-16	1, 2	0,143
35 / 50	TB12-14	1	0,147
150	KB22	3	0,150
185	KB24	3	0,144
240	KB26	3	0,145

KBxx is not allowed to be used with T2600

Crimp dies for overhead line

For joints on overhead lines AlMgSi (Super B) and Al59, hexagonal crimping. Supplied in pairs.



Die pair TBNP 16-20.

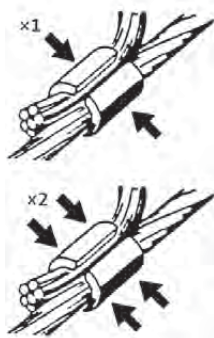
mm ² Overhead line	Name	Number of crimps	Net weight (kg)	Note
31 - 99	TBNP16-20	2x5, 2x10	0,135	Used for AlMgSi and FeAl, LFS31, LFS62 and LFS99

Crimp dies for C-sleeves

For Cu branching with C-sleeves, oval crimping. Supplied in pairs.



TBC89-B13



1 and 2 crimps.

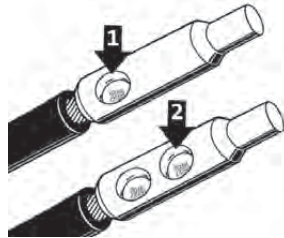
Through conductor mm ²	Branching mm ²	mm ²	Name	Number of crimps	Net weight (kg)	Die holder required	Note
6-16 (C5) & 5-25 (C6)	6-16 (C5) & 5-25 (C6)	Total: 12-26 (C5), 30-50 (C6)	TBC5-C6	1	0,142	No	C5 (Sleeve: C6-10) and C6 (Sleeve: C16-25)
6-50	6-50	Total: 50-100 (C89)	TBC89-B13	2, 1	0,123	No	C89 (Sleeve: C25-50) and B13 (KRF/KSF: 35 mm ²)

06

Accessories for crimping Al with T2600, V600, V611 and PVX611

Punch and Matrix for Al

For Al-terminals, indent crimping. Not used for pre-rounding.



Matrix holder TV2620, matrix TP13M, punch TP13D.

Crimp sequence

Stranded Al mm ²	Solid Al mm ²	Matrix	Matrix holder	Punch	Number of crimps
16-25	16-35	TP13M	TV2620	TP13D	2

Two crimps are always needed.

Crimp dies for Al and Cu

For crimping 16-25 mm² Al and 10-16 mm² Cu. Rotatable die, one side for crimping aluminum and the other side for crimping copper. Used in the V600 system.



Punch crimping.

The dies below are intended to be used together with Cu/Al conductors according to IEC 60228.



Stranded Al mm ²	mm ² KR/KS, KRF/KSF	Name	Number of crimps	Net weight (kg)	Note
16-25	10-16	TBKA9-11,5	1	0,14	Used to crimp AS1625 and AKS1625-1016