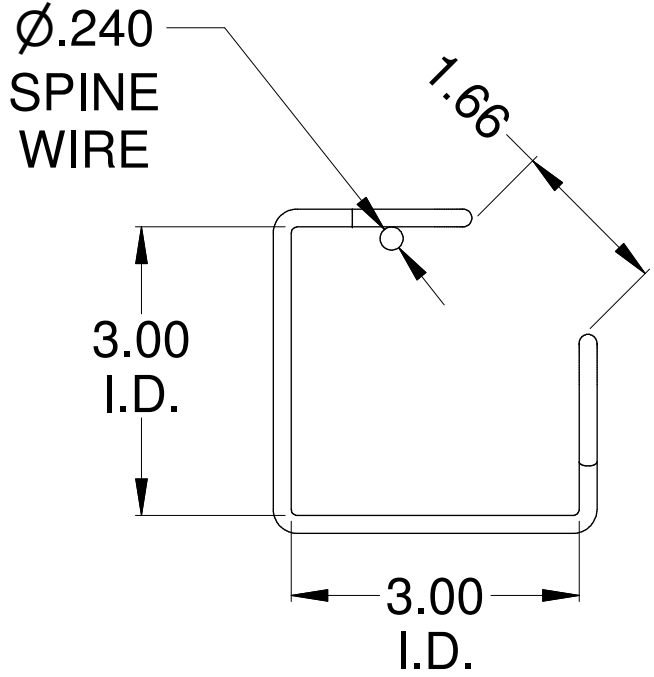
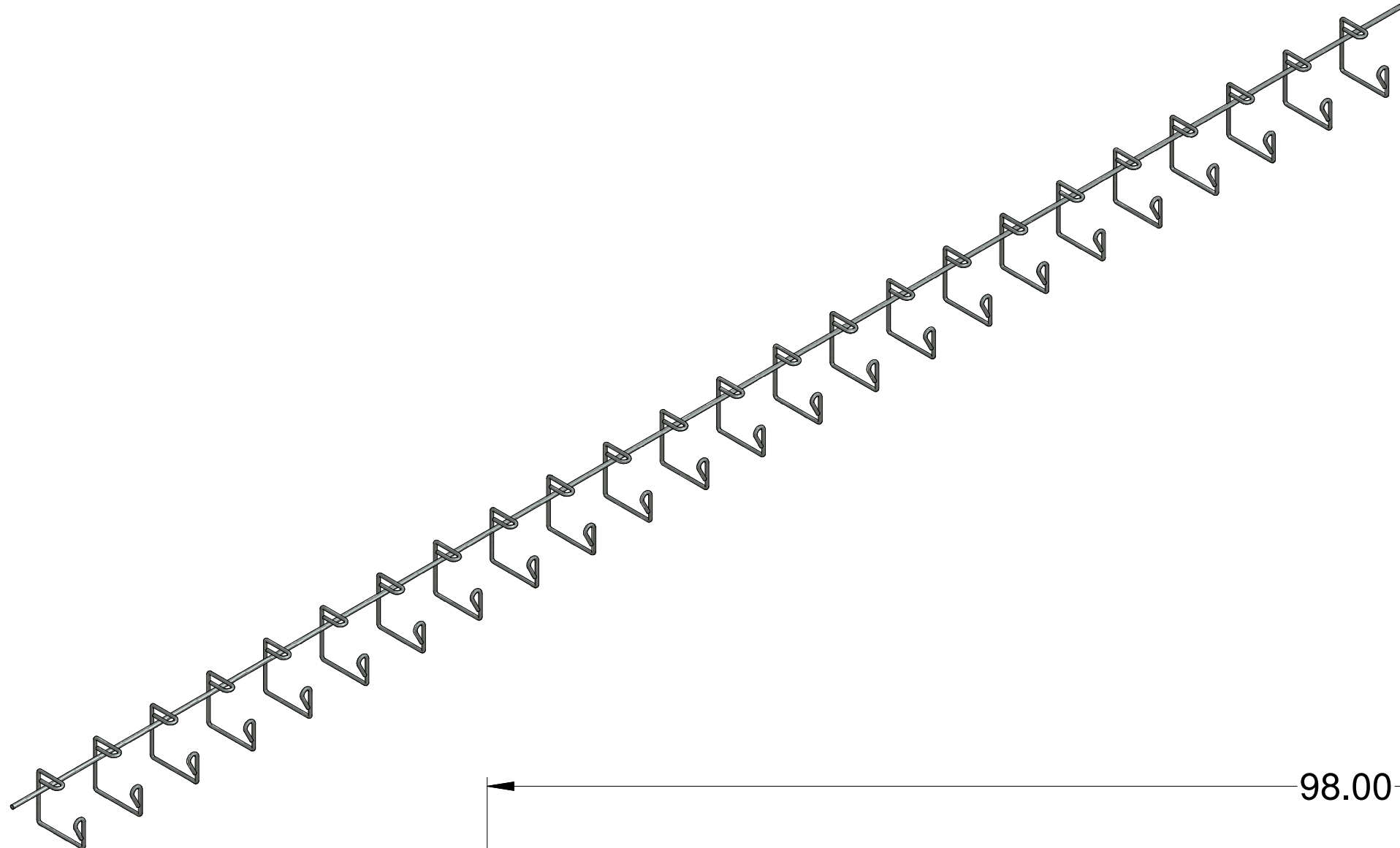
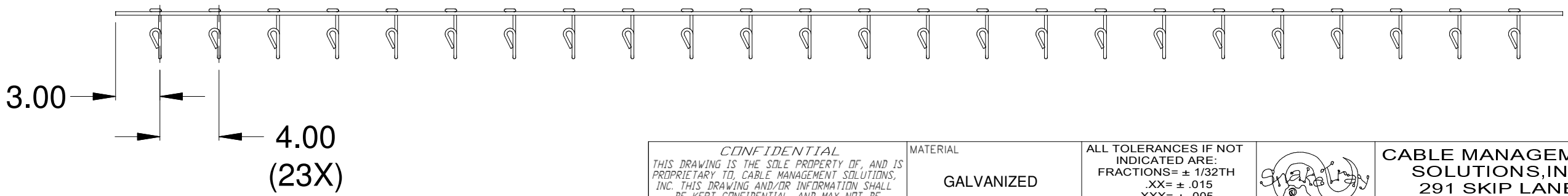
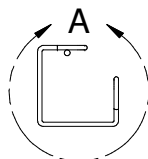
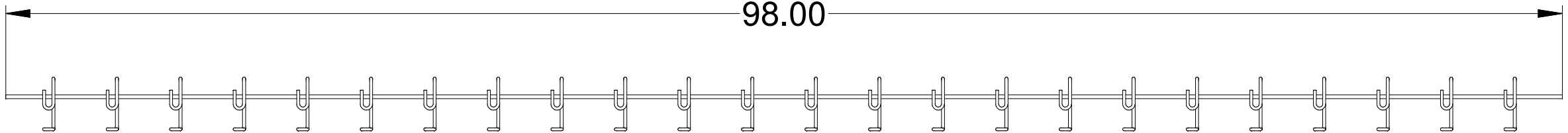


DWG NO: CM 401-3-8				
REVISION				
ZONE	REV	DESCRIPTION	ECN	DATE
	A	INITIAL RELEASE	10-0000	3/12/2010
			APPR	ENG
			RJ	WW



DETAIL A
SCALE 1 : 1



<p>CONFIDENTIAL THIS DRAWING IS THE SOLE PROPERTY OF, AND IS PROPRIETARY TO, CABLE MANAGEMENT SOLUTIONS, INC. THIS DRAWING AND/OR INFORMATION SHALL BE KEPT CONFIDENTIAL, AND MAY NOT BE REPRODUCED, MODIFIED, DISCLOSED, OR MADE AVAILABLE TO OTHERS, WITHOUT THE EXPRESS WRITTEN CONSENT OF SNAKETRAY.</p> <p>PATENTS SNAKETRAY, SNAKE CANYON, WALL SNAKE AND LADDER SNAKE PRODUCTS ARE COVERED BY ONE OR MORE OF THE FOLLOWING PATENTS: #6,637,704, #6,637,165, #6,463,704, #6,460,812, #6,449,912, #6,361,000, #6,347,493, #6,019,323, #5,953,870, #5,839,702 AND AUS #737.813.</p>	MATERIAL	ALL TOLERANCES IF NOT INDICATED ARE: FRACTIONS= ± 1/32TH .XX= ± .015 .XXX= ± .005 ANGULAR= ± 1/2 DEGREE		<p>CABLE MANAGEMENT SOLUTIONS, INC. 291 SKIP LANE BAY SHORE, NY 11706</p>
	GALVANIZED	DRAWN BY	DATE	
	FINISH	TBD	W. WEST	3/12/2010
TREATMENT	NONE	CHECKED BY	DATE	SIZE
		E. RENZ	10/13/2011	D 401 SERIES
		ENGINEERING	DATE	DWG NO
		R. JETTE	10/13/2011	CM 401-3-8
				SCALE
				NONE
				RELEASE DATE
				SHEET
				1 OF 1
				REV. NO
				A