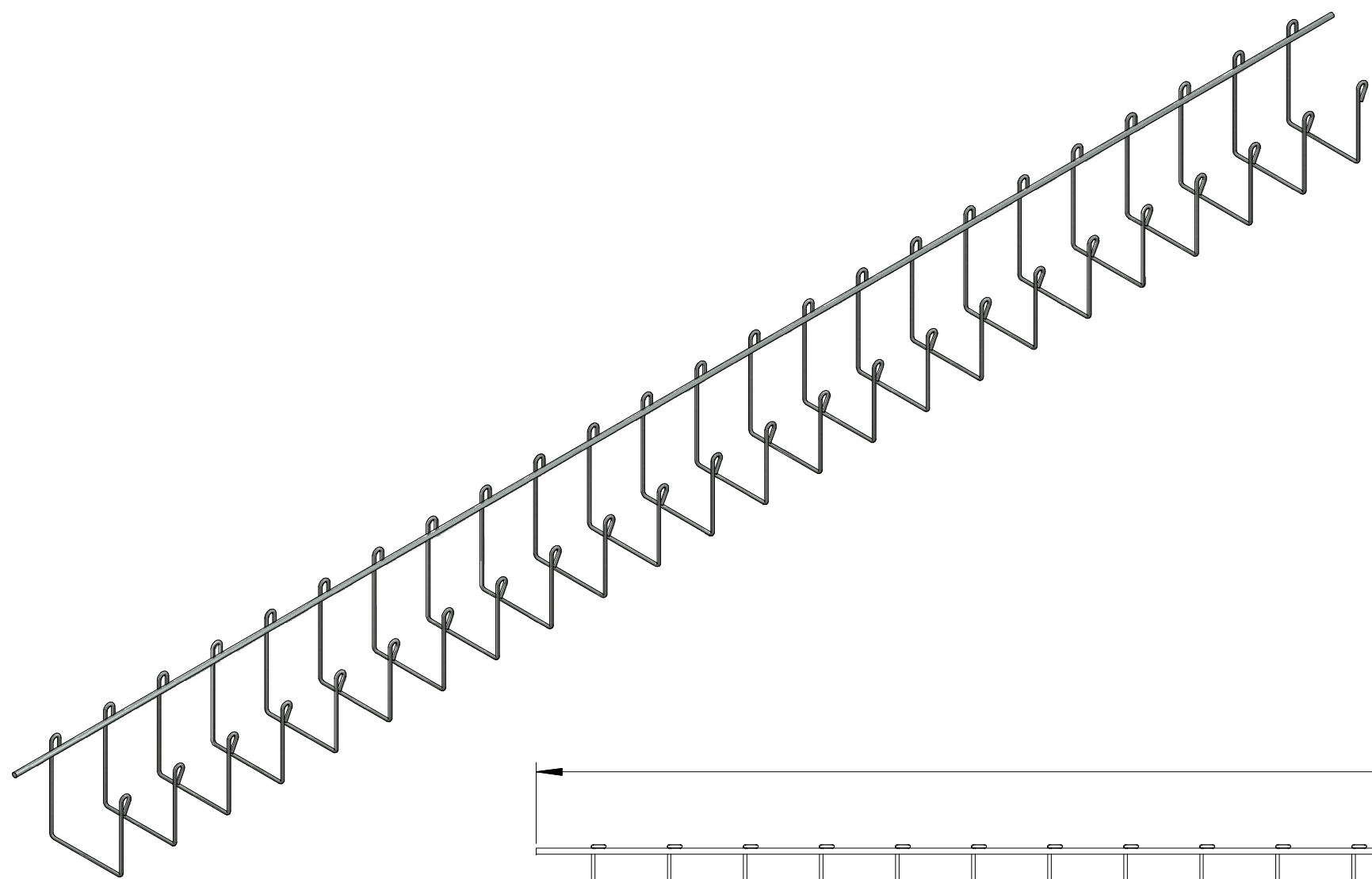
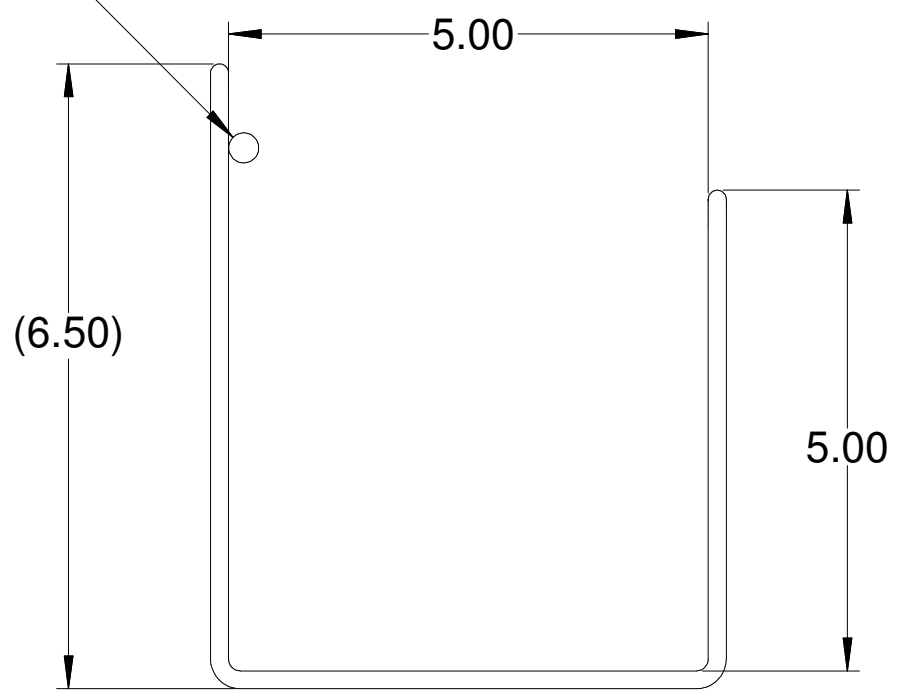


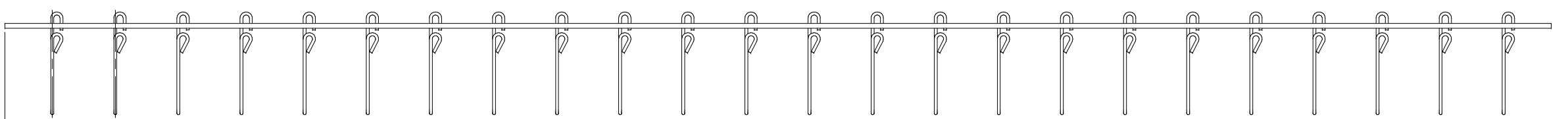
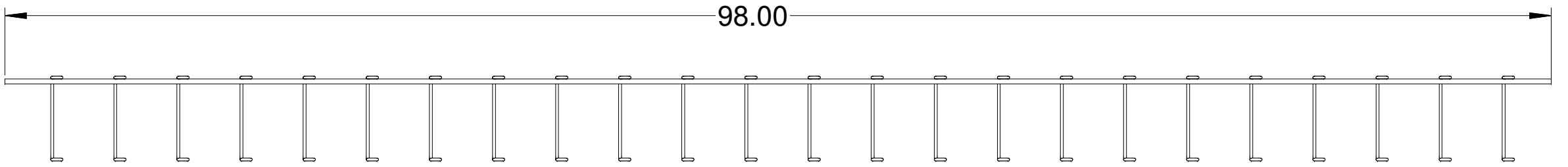
DWG NO: CM 501-5-8					
REVISION					
ZONE	REV	DESCRIPTION	ECN	DATE	APPR
	A	INITIAL RELEASE	10-0000	3/16/2010	RJ
					ENG WW



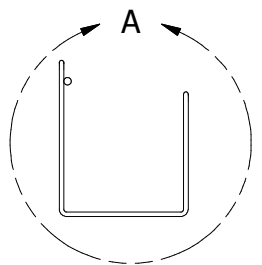
Ø.312
SPINE WIRE



DETAIL A
SCALE 1 : 1



4.00
(23X)



CONFIDENTIAL
THIS DRAWING IS THE SOLE PROPERTY OF, AND IS PROPRIETARY TO, CABLE MANAGEMENT SOLUTIONS, INC. THIS DRAWING AND/OR INFORMATION SHALL BE KEPT CONFIDENTIAL, AND MAY NOT BE REPRODUCED, MODIFIED, DISCLOSED, OR MADE AVAILABLE TO OTHERS, WITHOUT THE EXPRESS WRITTEN CONSENT OF SNAKETRAY.

PATENTS
SNAKETRAY, SNAKE CANYON, WALL SNAKE AND LADDER SNAKE PRODUCTS ARE COVERED BY ONE OR MORE OF THE FOLLOWING PATENTS: #6,637,704, #6,637,165, #6,463,704, #6,460,812, #6,449,912, #6,361,000, #6,347,493, #6,019,323, #5,953,870, #5,839,702 AND AUS #737.813.

MATERIAL	GALVANIZED	
FINISH	TBD	
TREATMENT	NONE	
ALL TOLERANCES IF NOT INDICATED ARE: FRACTIONS= ± 1/32TH .XX= ± .015 .XXX= ± .005 ANGULAR= ± 1/2 DEGREE	DRAWN BY W. WEST	DATE 3/16/2010
	CHECKED BY E. RENZ	DATE 10/13/2011
	ENGINEERING R. JETTE	DATE 10/13/2011

CABLE MANAGEMENT SOLUTIONS, INC.
291 SKIP LANE
BAY SHORE, NY 11706

SnakeTray

TITLE: WALL MOUNT SNAKE WAY, 5"

SIZE	USED ON	DWG NO
D	501 SERIES	CM 501-5-8
SCALE	RELEASE DATE	SHEET
NONE		1 OF 1

REV. NO A