

## End terminals 0.14 - 50 mm<sup>2</sup> with associated tool

General information about end terminals .....	2
Hand tools for end terminals .....	3
Pre-insulated end terminals 0.14 - 50 mm <sup>2</sup> ET standard colour.....	4
Pre-insulated end terminals 0.14 - 50 mm <sup>2</sup> ETT alternative colour.....	5
Pre-insulated end terminals 0.14 - 50 mm <sup>2</sup> ETD alternative colour.....	6
Uninsulated end terminals 0.25 - 50 mm <sup>2</sup> .....	7
Pre-insulated TWIN-end terminals 2 x 0.5 - 2 x 10 mm <sup>2</sup> ET2 standard colour code.....	8
Pre-insulated TWIN-end terminals 2 x 0.5 - 2 x 10 mm <sup>2</sup> ETT2 alternative colour code.....	9
Pre-insulated TWIN-end terminals 2 x 0.5 - 2 x 10 mm <sup>2</sup> ETW2 alternative colour code.....	10
Assortment boxes - end terminals.....	11
PL800ET with tools.....	11
RPL5548, SD4016 & SD0525.....	12
Miniforce tool for end terminals 0.14 - 16 mm <sup>2</sup> .....	13
PEB0116S, PEB0116H, PEB0110T and PEB0110T18 .....	13
Miniforce-tool for end terminals 0.25 - 4 mm <sup>2</sup> .....	14
GSEA0340C .....	14
Miniforce tool for end terminals 0.1 - 6 mm <sup>2</sup> and TWIN end terminals 2 x 0.5 - 2 x 10 mm <sup>2</sup> .....	15
GEB4010C-TWIN and PZD3 .....	15
Miniforce tool for end terminals 4 - 50 mm <sup>2</sup> .....	16
GEB4010C, GEB1025 and GEB1025C.....	16
GEB3550 and GEB3550C.....	17
Battery-powered crimping tools .....	18
PVL130P - Elpress Mini.....	18
PVL130S - Elpress Mini.....	19
Elpress Mobile - tool with interchangeable dies.....	20
Elpress Mobile, Mobile Installation and Mobile DataCom.....	20
Mobile Box .....	21
Additional dies for Elpress Mobile .....	22

# General information about end terminals



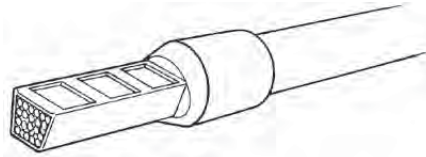
## System Elpress

System Elpress consists of terminals and tools that are adapted and tested together for best performance. This ensures that users will feel confident when using our systems, and that a secure terminal is achieved through the proper handling of our products. Using an Elpress crimping tool when crimping an Elpress end terminal means that a terminal is obtained according to DIN 57609.

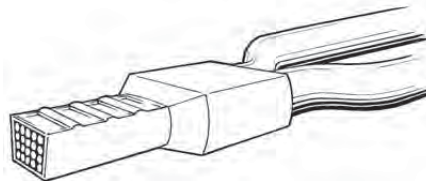
## End sleeves

Elpress pre-insulated and uninsulated end terminals are made of 99.95% copper and are tin plated. The end terminals have dimensions according to DIN 46228 with a few exceptions (see note in tables). The insulation boot is made of PP (polypropylene) and has a shape comparable to easy-entry, see image. Elpress end terminals are used when you need a perfect connection for the cable end.

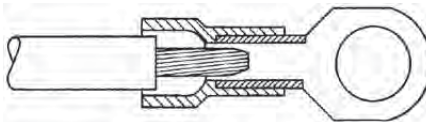
With Elpress end terminals you avoid splayed conductors and reduce the risk of cable breaks. Moreover, they create a lasting contact pressure and a large contact area.



Crimped End terminal.



Crimped TWIN end terminal.



Easy-entry.

## Designation example

Cat. no. A4-12ET

A = pre-insulated

B = uninsulated

4 = area (4 mm<sup>2</sup>)

12 = Length metal sleeve

ET = end terminal

ET2 = TWIN end terminal



## CSA certification

CSA, Canadian Standards Association, is a Canadian organisation that certifies products according to US standards. Elpress end sleeves of type A..ET / ETT / ETD, B. .. ET, A...ET2/ETT2/ETW2 is CSA certified according to US standard C22.2 No 158 and UL 1059 according to file No. 247206. End terminals of the type A..ET/B...ET/A...ET2 are intended for stranded Cu-conductors 26 AWG to 500 MCM, equivalent to the metric sizes 0.14 mm<sup>2</sup> to 240 mm<sup>2</sup>. To be used together with Elpress crimping tool.

## Colour codes for pre-insulated end terminals and TWIN-end terminals

AWG	Area mm <sup>2</sup>	Standard colour W Elpress type ET	Colours acc. to DIN 46228 Elpress type ETD	Alternative colour T type ETT
26	0,14	grey	grey	brown
24	0,25	light blue	yellow	violet
22	0,34	turquoise	turquoise	pink
20	0,50	orange	white	white
18	0,75	white	grey	blue
17	1	yellow	red	red
15	1,5	red	black	black
13	2,5	blue	blue	grey
11	4	grey	grey	orange
9	6	black	yellow	green
7	10	ivory	red	brown
5	16	green	blue	white
3	25	brown	yellow	black
2	35	beige	red	red
1/0	50	olive-green	blue	blue
2/0	70	yellow	yellow	yellow
3/0	95	red	red	red
250	120	blue	blue	blue
300	150	yellow	yellow	yellow

# Hand tools for end terminals

## Mechanical tools

In the development of a mechanical crimping tool at Elpress, we strive for the best quality and ergonomics in the actual tool, and the best characteristics in the crimped terminal. The tools have a built-in locking system (not the hobby tools) that ensures that the entire crimping process is completed - a prerequisite for professional and quality-assured work.



Elpress Mobile, professional tool with interchangeable dies for the installer or service technician.

Miniforce type C has longer handles to facilitate two-handed operation, which is often a simple and natural way to reduce the loads. Electrical crimping tools and terminals together constitute a contact crimping system where crimping results are continuously checked against the requirements of established standards such as IEC 60352-2, SEN 245010, DIN 46429, IEC 61238-1 etc. Many of the manual tools have symmetrical crimp positions that make it possible to work from both sides - something that is important for left-handed users. The tools in the Miniforce, D and 50 series are made of very high-grade hardened steel with a black oxide finish and are laser marked.



## Certification of crimping tools

For quality assurance of our tools, we already certify the manufacture of our crimping tools, both hand tools, type Gxx, i.e. Miniforce tools, and type Dxx.

## Miniforce-tools

With the unique Miniforce tools, a new level has been established regarding ergonomic adaptation to the user and low force requirements. This has resulted in a decrease in the grip forces by up to 45% and is the result of an advanced development process where minimisation of the risks of work-related injuries and the best ergonomics have been the deciding factors.



## What do we certify?

Certification of the crimping tools means that each individual tool is documented at the final assembly and inspection stage with respect to:

- **handle pre-load**, which is the force needed to ensure that the lock, which prevents a crimp from being interrupted, is not released too early.
- **crimp die nest heights**, i.e. the maximum height measurements which can be measured in each indentation with the dies pressed together.



## Why certification?

The certificate that accompanies the tool serves several functions:

- crimping tools are often directly introduced upon procurement in a quality management system. The tool's status at procurement shall of course be the first thing noted, to then be followed by regular checks where potential changes can be discovered and addressed.
- the certificate shows that each individual tool meets the requirements of the tool's basic specifications.
- the certificate states what the most important characteristics are that shall be followed up.

Elpress' service department offers the possibility of continued follow-up of the quality of the tools.



Certificate that accompanies the tool.



Get your certificate.



Elpress ergonomic Miniforce tool.

# Pre-insulated end terminals 0.14 - 50 mm<sup>2</sup> ET standard colour



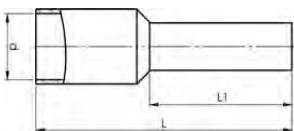
- Material: Cu 99.95%, tin plated Cu/Sn, CSA approved.
- Polypropylene insulation, colour code W.



mm <sup>2</sup> (Cu)	AWG Cu	Name	d mm	L	L1	s	Measures acc DIN46228	Tool	Pcs/pack
0,14	26	A0,14-6ET	1,9	10	6	8	Yes	PEB0110T	500
0,14	26	A0,14-8ET	1,9	12	8	10	No	PEB0110T	500
0,25	24	A0,25-6ET	1,9	10	6	8	No	PEB0110T	100
0,25	24	A0,25-8ET	1,9	12	8	10	No	PEB0110T	500
0,34	22	A0,34-6ET	1,9	10	6	8	No	PEB0110T	100
0,34	22	A0,34-8ET	1,9	12	8	10	No	PEB0110T	100
0,5	20	A0,5-6ET	2,4	12	6	8	Yes	PEB0110T	100
0,5	20	A0,5-8ET	2,4	14	8	10	Yes	PEB0110T	100
0,5	20	A0,5-10ET	2,4	156	10	12	Yes	PEB0110T	100
0,75	20	A0,75-6ET	2,8	12	6	8	Yes	PEB0110T	100
0,75	20	A0,75-8ET	2,8	14	8	10	Yes	PEB0110T	100
0,75	20	A0,75-10ET	2,8	16	10	12	Yes	PEB0110T	100
0,75	20	A0,75-12ET	2,8	18	12	14	Yes	PEB0110T	100
1	18	A1-6ET	3	12	6	8	Yes	PEB0110T	100
1	18	A1-8ET	3	14	8	10	Yes	PEB0110T	100
1	18	A1-10ET	3	16	10	12	Yes	PEB0110T	100
1	18	A1-12ET	3	18	12	14	Yes	PEB0110T	100
1,5	16	A1,5-6ET	3,3	12	6	8	No	PEB0110T	500
1,5	16	A1,5-8ET	3,3	14	8	10	Yes	PEB0110T	100
1,5	16	A1,5-10ET	3,3	16	10	12	Yes	PEB0110T	100
1,5	16	A1,5-12ET	3,3	18	12	14	Yes	PEB0110T	500
1,5	16	A1,5-18ET	3,3	24	18	20	Yes	PEB0110T18	100
2,08	14	A2,08-8ET	3,5	14	8	10	No	PEB0110T	500
2,5	14	A2,5-8ET	4,2	15	8	10	Yes	PEB0110T	100
2,5	14	A2,5-10ET	4,1	17	10	12	Yes	PEB0110T	500
2,5	14	A2,5-12ET	4,2	19	12	14	Yes	PEB0110T	100
2,5	14	A2,5-18ET	4,2	25	18	20	Yes	PEB0110T18	100
4	12	A4-10ET	4,8	17	10	12	Yes	PEB0110T	100
4	12	A4-12ET	4,8	20	12	14	Yes	PEB0110T	100
4	12	A4-18ET	4,8	26	18	20	Yes	PEB0110T18	100
6	10	A6-12ET	6,1	20	12	14	Yes	PEB0110T	100
6	10	A6-18ET	6,1	26	18	20	Yes	PEB0110T18	100
10	8	A10-12ET	7,4	21	12	14	Yes	GEB1025	100
10	8	A10-18ET	7,4	27	18	20	Yes	GEB1025	100
16	6	A16-12ET	8,8	23	12	14	Yes	GEB1025	100
16	6	A16-18ET	8,8	29	18	20	Yes	GEB1025	100
25	4	A25-16ET	10,9	29	16	18	Yes	GEB1025	50
25	4	A25-18ET	10,9	31	18	20	Yes	GEB1025	50
25	4	A25-22ET	10,9	35	22	24	Yes	GEB1025	50
35	2	A35-16ET	12,3	30	16	18	Yes	GEB3550	50
35	2	A35-18ET	12,3	32	18	20	Yes	GEB3550	50
35	2	A35-25ET	12,3	39	25	27	Yes	GEB3550	50
50	1/0	A50-20ET	15	36	20	22	Yes	GEB3550	50
50	1/0	A50-25ET	15	41	25	27	Yes	GEB3550	25

s = strip length

We can also offer end terminals with other colour codes and areas over 50 mm<sup>2</sup>.



# Pre-insulated end terminals 0.14 - 50 mm<sup>2</sup> ETT alternative colour



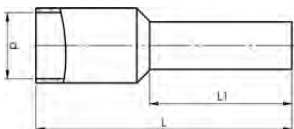
- Material: Cu 99.95%, tin plated Cu/Sn, CSA approved.
- Polypropylene insulation, colour code T.



mm <sup>2</sup> (Cu)	AWG Cu	Name	d mm	L	L1	s	Measures acc DIN46228	Tool	Pcs/pack
0,14	26	A0,14-6ETT	1,9	10	6	8	No	PEB0110T	500
0,14	26	A0,14-8ETT	1,9	12	8	10	No	PEB0110T	500
0,25	24	A0,25-6ETT	1,9	10	6	8	No	PEB0110T	500
0,25	24	A0,25-8ETT	1,9	12	8	10	No	PEB0110T	500
0,34	22	A0,34-6ETT	1,9	10	6	8	No	PEB0110T	500
0,34	22	A0,34-8ETT	1,9	12	8	10	No	PEB0110T	500
0,5	20	A0,5-6ETT	2,4	12	6	8	No	PEB0110T	500
0,5	20	A0,5-8ETT	2,4	14	8	10	No	PEB0110T	500
0,5	20	A0,5-10ETT	2,4	16	10	12	Yes	PEB0110T	500
0,75	20	A0,75-6ETT	2,8	12	6	8	Yes	PEB0110T	500
0,75	20	A0,75-8ETT	2,8	14	8	10	Yes	PEB0110T	500
0,75	20	A0,75-10ETT	2,8	16	10	12	No	PEB0110T	500
0,75	20	A0,75-12ETT	2,8	18	12	14	No	PEB0110T	500
1	18	A1-6ETT	2,3	12	6	8	No	PEB0110T	500
1	18	A1-8ETT	3	14	8	10	No	PEB0110T	500
1	18	A1-10ETT	3	16	10	12	No	PEB0110T	500
1	18	A1-12ETT	3	18	12	14	No	PEB0110T	500
1,5	16	A1,5-6ETT	3,3	12	6	8	No	PEB0110T	500
1,5	16	A1,5-8ETT	3,3	14	8	10	No	PEB0110T	500
1,5	16	A1,5-10ETT	3,3	16	10	12	No	PEB0110T	500
1,5	16	A1,5-12ETT	3,3	18	12	14	No	PEB0110T	500
1,5	16	A1,5-18ETT	3,3	24	18	20	No	PEB0110T18	500
2,08	14	A2,08-8ETT	3,5	14	8	10	No	PEB0110T	500
2,5	14	A2,5-8ETT	4,2	15	8	10	No	PEB0110T	500
2,5	14	A2,5-10ETT	4,1	17	10	12	No	PEB0110T	500
2,5	14	A2,5-12ETT	4,2	19	12	14	No	PEB0110T	500
2,5	14	A2,5-18ETT	4,2	25	18	20	No	PEB0110T18	500
4	12	A4-10ETT	4,8	17	10	12	No	PEB0110T	500
4	12	A4-12ETT	4,8	20	12	14	No	PEB0110T	100
4	12	A4-18ETT	4,8	26	18	20	No	PEB0110T18	100
6	10	A6-12ETT	6,1	20	12	14	No	PEB0110T	100
6	10	A6-18ETT	6,1	26	18	20	No	PEB0110T18	100
10	8	A10-12ETT	7,4	21	12	14	No	GEB1025	100
10	8	A10-18ETT	7,4	27	18	20	No	GEB1025	100
16	6	A16-12ETT	8,8	23	12	14	No	GEB1025	100
16	6	A16-18ETT	8,8	29	18	20	No	GEB1025	100
25	4	A25-16ETT	10,9	29	16	18	No	GEB1025	50
25	4	A25-18ETT	10,9	31	18	20	No	GEB1025	50
25	4	A25-22ETT	10,9	35	22	24	No	GEB1025	50
35	2	A35-16ETT	12,3	30	16	18	No	GEB3550	50
35	2	A35-18ETT	12,3	32	18	20	No	GEB3550	50
35	2	A35-25ETT	12,3	39	25	27	No	GEB3550	50
50	1/0	A50-20ETT	15	36	20	22	No	GEB3550	50
50	1/0	A50-25ETT	15	41	25	27	No	GEB3550	25

s = strip length

We can also offer end terminals with other colour codes and areas over 50 mm<sup>2</sup>.



02

# Pre-insulated end terminals 0.14 - 50 mm<sup>2</sup> ETD alternative colour



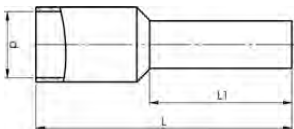
- Material: Cu 99.95%, tin plated Cu/Sn. CSA approved.
- Polypropylene insulation, size and colour code according to DIN46228 (see table).



mm <sup>2</sup> (Cu)	AWG Cu	Name	d mm	L	L1	s	Measures acc DIN46228	Tool	Pcs/pack
0,14	26	A0,14-6ETD	1,9	10	6	8	No	PEB0110T	500
0,14	26	A0,14-8ETD	1,9	12	8	10	No	PEB0110T	500
0,25	24	A0,25-8ETD	1,9	12	8	10	No	PEB0110T	500
0,34	22	A0,34-6ETD	1,9	10	6	8	No	PEB0110T	500
0,34	22	A0,34-8ETD	1,9	12	8	10	No	PEB0110T	500
0,5	20	A0,5-6ETD	2,4	12	6	8	No	PEB0110T	500
0,5	20	A0,5-8ETD	2,4	14	8	10	No	PEB0110T	500
0,5	20	A0,5-10ETD	2,4	16	10	12	No	PEB0110T	500
0,75	20	A0,75-6ETD	2,8	12	6	8	Yes	PEB0110T	500
0,75	20	A0,75-8ETD	2,8	14	8	10	Yes	PEB0110T	100
0,75	20	A0,75-10ETD	2,8	16	10	12	Yes	PEB0110T	500
0,75	20	A0,75-12ETD	2,8	18	12	14	Yes	PEB0110T	500
1	18	A1-6ETD	3	12	6	8	No	PEB0110T	500
1	18	A1-8ETD	3	14	8	10	No	PEB0110T	100
1	18	A1-10ETD	3	16	10	12	No	PEB0110T	500
1	18	A1-12ETD	3	18	12	14	No	PEB0110T	500
1,5	16	A1,5-6ETD	3,3	12	6	8	No	PEB0110T	500
1,5	16	A1,5-8ETD	3,3	14	8	10	No	PEB0110T	100
1,5	16	A1,5-10ETD	3,3	16	10	12	No	PEB0110T	500
1,5	16	A1,5-12ETD	3,3	18	12	14	No	PEB0110T	500
1,5	16	A1,5-18ETD	3,3	24	18	20	No	PEB0110T18	500
2,08	14	A2,08-8ETD	3,5	14	8	10	No	PEB0110T	500
2,5	14	A2,5-8ETD	4,2	15	8	10	No	PEB0110T	500
2,5	14	A2,5-10ETD	4,1	17	10	12	No	PEB0110T	500
2,5	14	A2,5-12ETD	4,2	19	12	14	No	PEB0110T	500
2,5	14	A2,5-18ETD	4,2	25	18	20	No	PEB0110T18	500
4	12	A4-10ETD	4,8	17	10	12	No	PEB0110T	500
4	12	A4-12ETD	4,8	20	12	14	Yes	PEB0110T	100
4	12	A4-18ETD	4,8	26	18	20	Yes	PEB0110T18	100
6	10	A6-12ETD	6,1	20	12	14	No	PEB0110T	100
6	10	A6-18ETD	6,1	26	18	20	No	PEB0110T18	100
10	8	A10-12ETD	7,4	21	12	14	No	GEB1025	100
10	8	A10-18ETD	7,4	27	18	20	No	GEB1025	100
16	6	A16-12ETD	8,8	23	12	14	No	GEB1025	100
16	6	A16-18ETD	8,8	29	18	20	No	GEB1025	100
25	4	A25-16ETD	10,9	29	16	18	No	GEB1025	50
25	4	A25-18ETD	10,9	31	18	20	No	GEB1025	50
25	4	A25-22ETD	10,9	35	22	24	No	GEB1025	50
35	2	A35-16ETD	12,3	30	16	18	No	GEB3550	50
35	2	A35-18ETD	12,3	32	18	20	No	GEB3550	50
35	2	A35-25ETD	12,3	39	25	27	No	GEB3550	50
50	1/0	A50-20ETD	15	36	20	22	Yes	GEB3550	50
50	1/0	A50-25ETD	15	41	25	27	No	GEB3550	25

s = strip length

We can also offer end terminals with other colour codes and areas over 50 mm<sup>2</sup>.



# Uninsulated end terminals 0.25 - 50 mm<sup>2</sup>

• Material: Cu 99.95 %, tin plated Cu/Sn, dimension according to DIN 46228 (see table).



mm <sup>2</sup>	AWG	Name	d mm	D	L	s	Tool	Measures acc DIN46228	Pcs/pack
0,25	24	B0,25-5ET	0,8	1,7	5	5	PEB0110T	No	1000
0,25	24	B0,25-7ET	0,8	1,7	7	7	PEB0110T	No	1000
0,34	22	B0,34-5ET	0,9	1,8	5	5	PEB0110T	No	1000
0,34	22	B0,34-7ET	0,9	1,8	7	7	PEB0110T	No	1000
0,5	20	B0,5-6ET	1	2,1	6	6	PEB0110T	Yes	1000
0,5	20	B0,5-8ET	1	2,1	8	8	PEB0110T	No	1000
0,5	20	B0,5-10ET	1	2,1	10	10	PEB0110T	Yes	1000
0,75	20	B0,75-6ET	1,2	2,3	6	6	PEB0110T	Yes	1000
0,75	20	B0,75-8ET	1,2	2,3	8	8	PEB0110T	No	1000
0,75	20	B0,75-10ET	1,2	2,3	10	10	PEB0110T	Yes	1000
0,75	20	B0,75-12ET	1,2	2,3	12	12	PEB0110T	No	1000
1	18	B1-6ET	1,4	2,5	6	6	PEB0110T	Yes	1000
1	18	B1-8ET	1,4	2,5	8	8	PEB0110T	No	1000
1	18	B1-10ET	1,4	2,5	10	10	PEB0110T	Yes	1000
1	18	B1-12ET	1,4	2,5	12	12	PEB0110T	No	1000
1,5	16	B1,5-7ET	1,7	2,8	7	7	PEB0110T	Yes	1000
1,5	16	B1,5-8ET	1,7	2,8	8	8	PEB0110T	No	1000
1,5	16	B1,5-10ET	1,7	2,8	10	10	PEB0110T	Yes	1000
1,5	16	B1,5-12ET	1,7	2,8	12	12	PEB0110T	Yes	1000
1,5	16	B1,5-15ET	1,7	2,8	15	15	PEB0110T	No	1000
1,5	16	B1,5-18ET	1,7	2,8	18	18	PEB0110T	Yes	1000
1,5	16	B1,5-20ET	1,7	2,8	20	20	PEB0110T	No	1000
2,5	14	B2,5-7ET	2,2	3,4	7	7	PEB0110T	Yes	1000
2,5	14	B2,5-8ET	2,2	3,4	8	8	PEB0110T	No	1000
2,5	14	B2,5-10ET	2,2	3,4	10	10	PEB0110T	Yes	1000
2,5	14	B2,5-12ET	2,2	3,4	12	12	PEB0110T	Yes	1000
2,5	14	B2,5-15ET	2,2	3,4	15	15	PEB0110T	No	1000
2,5	14	B2,5-18ET	2,2	3,4	18	18	PEB0110T	Yes	1000
2,5	14	B2,5-20ET	2,2	3,4	20	20	PEB0110T	No	1000
4	12	B4-9ET	2,8	4	9	9	PEB0110T	Yes	1000
4	12	B4-10ET	2,8	4	10	10	PEB0110T	No	1000
4	12	B4-12ET	2,8	4	12	12	PEB0110T	Yes	1000
4	12	B4-15ET	2,8	4	15	15	PEB0110T	Yes	1000
4	12	B4-18ET	2,8	4	18	18	PEB0110T	Yes	1000
4	12	B4-20ET	2,8	4	20	20	PEB0110T	No	1000
6	10	B6-10ET	3,5	4,7	10	10	PEB0110T	Yes	250
6	10	B6-12ET	3,5	4,7	12	12	PEB0110T	Yes	250
6	10	B6-15ET	3,5	4,7	15	15	PEB0110T	Yes	250
6	10	B6-18ET	3,5	4,7	18	18	PEB0110T	Yes	250
6	10	B6-20ET	3,5	4,7	20	20	PEB0110T	No	250
6	10	B6-25ET	3,5	4,7	25	25	PEB0110T	No	250
10	8	B10-12ET	4,5	4,7	12	12	GEB1025	No	250
10	8	B10-15ET	4,5	4,7	15	15	GEB1025	No	250
10	8	B10-18ET	4,5	4,7	18	18	GEB1025	No	250
10	8	B10-20ET	4,5	4,7	20	20	GEB1025	No	250
10	8	B10-25ET	4,5	4,7	25	25	GEB1025	No	250
16	6	B16-12ET	5,8	7,5	12	12	GEB1025	Yes	250
16	6	B16-15ET	5,8	7,5	15	15	GEB1025	Yes	250
16	6	B16-18ET	5,8	7,5	18	18	GEB1025	Yes	250
16	6	B16-20ET	5,8	7,5	20	20	GEB1025	No	250
16	6	B16-25ET	5,8	7,5	25	25	GEB1025	Yes	250
16	6	B16-32ET	5,8	7,5	32	32	GEB1025	Yes	250
25	4	B25-12ET	7,3	9,5	12	12	GEB1025	No	250
25	4	B25-15ET	7,3	9,5	15	15	GEB1025	Yes	250
25	4	B25-18ET	7,3	9,5	18	18	GEB1025	Yes	250
25	4	B25-25ET	7,3	9,5	25	25	GEB1025	Yes	100
25	4	B25-32ET	7,3	9,5	32	32	GEB1025	Yes	100
35	2	B35-18ET	8,3	11	18	18	GEB3550	Yes	100
35	2	B35-20ET	8,3	11	20	20	GEB3550	No	100
35	2	B35-22ET	8,3	11	22	22	GEB3550	No	100
35	2	B35-25ET	8,3	11	25	25	GEB3550	Yes	100
35	2	B35-32ET	8,3	11	32	32	GEB3550	Yes	100
50	1/0	B50-18ET	10,3	13	18	18	GEB3550	Yes	100
50	1/0	B50-22ET	10,3	13	22	22	GEB3550	No	100
50	1/0	B50-25ET	10,3	13	25	25	GEB3550	Yes	100
50	1/0	B50-32ET	10,3	13	32	32	GEB3550	Yes	100

s = strip length  
We can also offer areas over 50 mm<sup>2</sup>.

02

# Pre-insulated TWIN-end terminals 2 x 0.5 - 2 x 10 mm<sup>2</sup> ET2 standard colour code

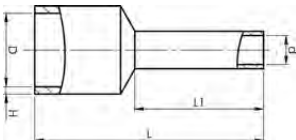


- Material: Cu 99.95%, tin plated Cu/Sn. CSA approved.
- Polypropylene insulation, colour code according to DIN 46228.

mm <sup>2</sup> (Cu)	AWG Cu	Name	d mm	D	H	L	L1	s	Tool	Pcs/ pack
2 x 0,5	2x20	A0,5-6ET2	1,5	4,5	2,3	13	6	8	PEB0110T	100
2 x 0,5	2x20	A0,5-8ET2	1,5	4,5	2,3	15	8	10	PEB0110T	100
2 x 0,75	2x20	A0,75-8ET2	1,8	5,1	2,6	15	8	10	PEB0110T	100
2 x 0,75	2x20	A0,75-10ET2	1,8	5,1	2,6	17	10	12	PEB0110T	100
2 x 0,75	2x20	A0,75-12ET2	1,8	5,1	2,6	19	12	14	PEB0110T	100
2 x 1	2x18	A1-8ET2	2	5,1	3	15	8	10	PEB0110T	100
2 x 1	2x18	A1-10ET2	2	5,1	3	17	10	12	PEB0110T	100
2 x 1	2x18	A1-12ET2	2	5,1	3	19	12	14	PEB0110T	100
2 x 1,5	2x16	A1,5-8ET2	2,3	6,4	3,5	16	8	10	PEB0110T	100
2 x 1,5	2x16	A1,5-12ET2	2,3	6,4	3,5	20	12	14	PEB0110T	100
2 x 2,5	2x14	A2,5-10ET2	2,9	7,5	4	18,5	10	12	PEB0110T	100
2 x 2,5	2x14	A2,5-13ET2	2,9	7,5	4	21,5	13	15	PEB0110T18	100
2 x 4	2x12	A4-12ET2	3,8	8,6	4,9	23	12	14	GEB4010C-TWIN, PEB0110T	100
2 x 4	2x12	A4-18ET2	3,8	8,6	4,9	29	18	20	GEB4010C-TWIN, PEB0110T18	100
2 x 6	2x10	A6-14ET2	4,6	9,6	5,8	25	14	16	GEB4010C-TWIN, PEB0110T18	100
2 x 6	2x10	A6-18ET2	4,6	9,6	5,8	29	18	20	GEB4010C-TWIN, PEB0110T18	100
2 x 10	2x8	A10-14ET2	6,5	12,6	7	26	14	16	GEB4010C-TWIN	100

s = strip length

Use the tool socket closest to the total area of the sleeve.





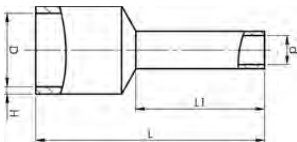
# Pre-insulated TWIN-end terminals 2 x 0.5 - 2 x 10 mm<sup>2</sup> ETT2 alternative colour code



- Material: Cu 99.95%, tin plated Cu/Sn. CSA approved.
- Polypropylene insulation, colour code type T.

mm <sup>2</sup> (Cu)	AWG Cu	Name	d mm	D	H	L	L1	s	Tool	Pcs/ pack
2 x 0,5	2x20	A0,5-6ETT2	1,5	4,5	2,3	13	6	8	PEB0110T	500
2 x 0,5	2x20	A0,5-8ETT2	1,5	4,5	2,3	15	8	10	PEB0110T	500
2 x 0,75	2x20	A0,75-8ETT2	1,8	5,1	2,6	15	8	10	PEB0110T	500
2 x 0,75	2x20	A0,75-10ETT2	1,8	5,1	2,6	17	10	12	PEB0110T	500
2 x 0,75	2x20	A0,75-12ETT2	1,8	5,1	2,6	19	12	14	PEB0110T	500
2 x 1	2x18	A1-8ETT2	2	5,1	3	15	8	10	PEB0110T	500
2 x 1	2x18	A1-10ETT2	2	5,1	3	17	10	12	PEB0110T	500
2 x 1	2x18	A1-12ETT2	2	5,1	3	19	12	14	PEB0110T	500
2 x 1,5	2x16	A1,5-8ETT2	2,3	6,4	3,5	16	8	10	PEB0110T	500
2 x 1,5	2x16	A1,5-12ETT2	2,3	6,4	3,5	20	12	14	PEB0110T	500
2 x 2,5	2x14	A2,5-10ETT2	2,9	7,5	4	18,5	10	12	PEB0110T	250
2 x 2,5	2x14	A2,5-13ETT2	2,9	7,5	4	21,5	13	15	PEB0110T18	250
2 x 4	2x12	A4-12ETT2	3,8	8,6	4,9	23	12	14	GEB4010C-TWIN, PEB0110T	100
2 x 4	2x12	A4-18ETT2	3,8	8,6	4,9	29	18	20	GEB4010C-TWIN, PEB0110T18	100
2 x 6	2x10	A6-14ETT2	4,6	9,6	5,8	25	14	16	GEB4010C-TWIN, PEB0110T18	100
2 x 6	2x10	A6-18ETT2	4,6	9,6	5,8	26	18	20	GEB4010C-TWIN, PEB0110T18	100
2 x 10	2x8	A10-14ETT2	6,5	12,6	7	26	14	16	GEB4010C-TWIN	100

s = strip length  
Use the tool socket closest to the total area of the sleeve.



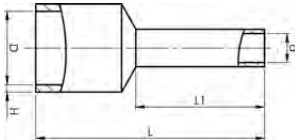
# Pre-insulated TWIN-end terminals 2 x 0.5 - 2 x 10 mm<sup>2</sup> ETW2 alternative colour code



- Material: Cu 99.95%, tin plated Cu/Sn. CSA approved.
- Polypropylene insulation, colour code type W.

mm <sup>2</sup> (Cu)	AWG Cu	Name	d mm	D	H	L	L1	s	Tool	Pcs/ pack
2 x 0,5	2x20	A0,5-6ETW2	1,5	4,5	2,3	13	6	8	PEB0110T	500
2 x 0,5	2x20	A0,5-8ETW2	1,5	4,5	2,3	15	8	10	PEB0110T	500
2 x 0,75	2x20	A0,75-8ETW2	1,8	5,1	2,6	15	8	10	PEB0110T	500
2 x 0,75	2x20	A0,75-10ETW2	1,8	5,1	2,6	17	10	12	PEB0110T	500
2 x 0,75	2x20	A0,75-12ETW2	1,8	5,1	2,6	19	12	14	PEB0110T	500
2 x 1	2x18	A1-8ETW2	2	5,1	3	15	8	10	PEB0110T	500
2 x 1	2x18	A1-10ETW2	2	5,1	3	17	10	12	PEB0110T	500
2 x 1	2x18	A1-12ETW2	2	5,1	3	19	12	14	PEB0110T	500
2 x 1,5	2x16	A1,5-8ETW2	2,3	6,4	3,5	16	8	10	PEB0110T	500
2 x 1,5	2x16	A1,5-12ETW2	2,3	6,4	3,5	20	12	14	PEB0110T	500
2 x 2,5	2x14	A2,5-10ETW2	2,9	7,5	4	18,5	10	12	PEB0110T	250
2 x 2,5	2x14	A2,5-13ETW2	2,9	7,5	4	21,5	13	15	PEB0110T18	250
2 x 4	2x12	A4-12ETW2	3,8	8,6	4,9	23	12	14	GEB4010C-TWIN, PEB0110T	100
2 x 4	2x12	A4-18ETW2	3,8	8,6	4,9	26	18	20	GEB4010C-TWIN, PEB0110T18	100
2 x 6	2x10	A6-14ETW2	4,6	9,6	5,8	25	14	16	GEB4010C-TWIN, PEB0110T18	100
2 x 6	2x10	A6-18ETW2	4,6	9,6	5,8	29	18	20	GEB4010C-TWIN, PEB0110T18	100
2 x 10	2x8	A10-14ETW2	6,5	12,6	7	26	14	16	GEB4010C-TWIN	100

s = strip length  
Use the tool socket closest to the total area of the terminal.



# Assortment boxes - end terminals



## PL800ET with tools



Elpress assortment boxes for professional use.

### Properties:

- made of polypropylene, insert made of polystyrene
- 11 compartments
- 800 pre-insulated end sleeves 0.5-16 mm<sup>2</sup> type ET, colour code W
- stripping tool SCT001

mm <sup>2</sup>	AWG	Name	Net weight (kg)	Length mm	Width	Height
0,5-16	20-6	PL800ET-PEB0116H	0,993	245,5	215,0	56,5
0,5-16	20-6	PL800ET-PEB0116S	0,9885	245,5	215,0	56,5



CE

## RPL5548



RPL5548 is a complete assortment box for electricians who like to keep things neat and tidy. A system solution for storing high quality tools and end sleeves that are used daily.

### Properties:

- practical and safe design for stacking. Comes with removable inserts, perfect for easy refilling of terminals.
- the box contains 1550 end terminals 0.14-10 mm<sup>2</sup>, the PEB0110T crimping tool and the CT10 stripping tool.

mm <sup>2</sup>	AWG	Name	Net weight (kg)	Length mm	Width	Height
0,14-10	26-8	RPL5548	1,46	261	338	57



CE

## SD4016



Elpress hanging assortment box.

### Properties:

- made of plastic
- 5 compartments
- 100 pre-insulated end sleeves 4 - 16 mm<sup>2</sup> type ET, colour code W

mm <sup>2</sup>	AWG	Name	Net weight (kg)	Length mm	Width	Height
4-16	12-6	SD4016	0,104	165,0	58,0	38,0



CE

## SD0525



Elpress hanging assortment box.

### Properties:

- made of plastic
- 5 compartments
- 400 pre-insulated end sleeves 0.5 - 2.5 mm<sup>2</sup> type ET, colour code W

mm <sup>2</sup>	AWG	Name	Net weight (kg)	Length mm	Width	Height
0,5-2,5	20-14	SD0525	0,106	165,0	58,0	38,0

# Miniforce tool for end terminals 0.14 - 16 mm<sup>2</sup> with measuring certificate



- Properties:
- small and compact, ideal for confined spaces
- locking function which only releases once crimping is complete
- well balanced so the tool does not slip out of your hand
- high friction grip allows the tool to be used with a table as support
- custom hole to attach a safety line
- ergonomically designed handle made of grip friendly material
- minimum handle force required when crimping larger areas
- emergency release if the crimping process has to be interrupted
- tested with Elpress terminals
- supplied with certificate for basic quality monitoring



## PEB0116S



Tested and certified mechanical Miniforce hand tool for crimping end terminals 0.14-16 mm<sup>2</sup> with square crimping.

mm <sup>2</sup>	AWG	Name	Crimp geometry	Net weight (kg)	Length	Width
0,14-16,0	26-6	PEB0116S	Square	0,371	176	62

Crimp geometry



## PEB0116H



Tested and certified mechanical Miniforce hand tool for crimping end terminals 0.14-16 mm<sup>2</sup> with hexagonal crimping.

mm <sup>2</sup>	AWG	Name	Crimp geometry	Net weight (kg)	Length	Width
0,14-16,0	26-6	PEB0116H	Hexagonal	0,379	176	62

Crimp geometry



## PEB0110T and PEB0110T18



Tested and certified mechanical Miniforce hand tools for crimping end terminals 0.14-10 mm<sup>2</sup>.

Special properties:

- Rotating die
- Front and side feed

mm <sup>2</sup>	AWG/MCM (Cu)	Name	Crimp geometry	Net weight (kg)	Length	Width
0,14-10	26-8	PEB0110T	Trapezoid	0,385	180	65
0,14-10	26-8	PEB0110T18	Trapezoid	0,300	180	25

Crimp geometry



# Miniforce-tool for end terminals 0.25 - 4 mm<sup>2</sup> with measurement certificates



## Properties:

- locking function which only releases once crimping is complete
- emergency release if the crimping process has to be interrupted
- symmetrical and clearly marked crimping positions
- adjustable for changes after long use
- tested with Elpress terminals
- unique mechanism that reduces maximum handle force from 450 N right down to 250 N (model C)
- ergonomic handle suitable for all users
- maximises the quality of work
- reduces the risk of occupational injuries
- light and versatile design without sacrificing on strength
- model C has extra long handles for the use of both hands
- withstands at least 80,000 crimps
- supplied with certificate for basic quality monitoring



## GSEA0340C



Tested and certified mechanical Miniforce hand tool for crimping pre-insulated terminals 0.5-2.5 mm<sup>2</sup> as well as pre-insulated and uninsulated end sleeves 0.25-4 mm<sup>2</sup>.

mm <sup>2</sup>	AWG	Name	Crimp geometries	Net weight (kg)	Length mm	Width
0,5-2,5 / 0,25-4	20-14 / 22-12	GSEA0340C	Oval, Trapezoid	0,613	256	80

Crimp geometries



# Miniforce tool for end terminals 0.1 - 6 mm<sup>2</sup> and TWIN end terminals 2 x 0.5 - 2 x 10 mm<sup>2</sup>



### Properties

- locking function which only releases once crimping is complete
- emergency release if the crimping process has to be interrupted
- clearly marked crimping positions
- adjustable in case of changes due to long-term use
- tested with Elpress terminals
- ergonomic handle suitable for all users
- maximises the quality of work
- reduces the risk of occupational injuries
- light and versatile design without compromising durability
- model C has extra long handles for the use of both hands
- withstands at least 80,000 crimps
- supplied with certificate for basic quality monitoring



## GEB4010C-TWIN



Tested and certified mechanical Miniforce hand tool for crimping pre-insulated TWIN end terminals 2 x 4-2 x 10 mm<sup>2</sup>.

mm <sup>2</sup>	AWG	Name	Crimp geometry	Net weight (kg)	Length mm	Width
4-10	12-8	GEB4010C-TWIN	Trapezoid	0,618	256	80

Crimp geometry



## PZD3



Tested and certified mechanical hand tool for crimping end terminals 0.5-6 mm<sup>2</sup> and insulated TWIN end terminals 2 x 0.5-2 x 4 mm<sup>2</sup>.

### Special properties:

- a crimp mode that automatically adjusts itself
- front-fed
- can handle crimp lengths up to 17 mm

Crimp geometry



mm <sup>2</sup>	AWG	Name	Crimp geometry	Net weight (kg)	Length mm	Width
0,5-6	20-10	PZD3	Rectangle	0,472	192	66

# Miniforce tool for end terminals 4 - 50 mm<sup>2</sup> with measurement certificate



## Properties:

- locking function which only releases once crimping is complete
- emergency release if the crimping process has to be interrupted
- clearly marked crimping positions
- adjustable in case of changes due to long-term use
- tested with Elpress terminals
- ergonomic handle suitable for all users
- maximises the quality of work
- reduces the risk of occupational injuries
- light and versatile design without compromising durability
- model C has extra long handles for the use of both hands
- withstands at least 80,000 crimps
- supplied with certificate for basic quality monitoring



## GEB4010C



Tested and certified mechanical Miniforce hand tool for crimping end terminals 4-10 mm<sup>2</sup>.

mm <sup>2</sup>	AWG	Name	Crimp geometry	Net weight (kg)	Length mm	Width
4-10	12-8	GEB4010C	Trapezoid	0,615	256	80

Crimp geometry



## GEB1025 and GEB1025C



Tested and certified mechanical Miniforce hand tools for crimping end terminals 10-25 mm<sup>2</sup>.

mm <sup>2</sup>	AWG	Name	Crimp geometry	Net weight (kg)	Length mm	Width
10-25	8-4	GEB1025	Trapezoid	0,558	203	76
10-25	8-4	GEB1025C	Trapezoid	0,62	256	80

Crimp geometry







# GEB3550 and GEB3550C

Tested and certified mechanical Miniforce hand tools for crimping end terminals 35-50 mm<sup>2</sup>.



mm <sup>2</sup>	AWG	Name	Crimp geometry	Net weight (kg)	Length mm	Width
35-50	2	GEB3550	Trapezoid	0,558	203	76
35-50	2	GEB3550C	Trapezoid	0,614	256	80

02

Crimp geometry



# Battery-powered crimping tools for pre-insulated 0.5 - 6 mm<sup>2</sup> terminals, uninsulated 0.25 - 10 mm<sup>2</sup> terminals and 0.5 - 50 mm<sup>2</sup> end sleeves

## Properties:

- Li-ion battery powered (10.8 V and 2 Ah), charging time about 40 min
- very good accessibility and ergonomics
- service and installation tools
- fast crimping process 2 – 4 sec
- approximately 230 crimps/battery charge
- dies for the tool sold separately



## PVL130P - Elpress Mini

Elpress mini tool with a sleek design with a high performance Li-Ion battery that facilitates your work with its improved battery capacity. Crimping force max. 13 kN. 1 x Li-ion battery and charger included.

## Properties:

- one-handed operation for easy control of all tool functions
- durable crimping head for long service life
- optimal crimping thanks to parallel-moving dies
- easy to use due to its low weight
- high-performance 10.8 V Li-Ion battery – with indication of charge status
- open head, rotating
- easy and comfortable to use one handed thanks to its ergonomic 2-component housing with grip-friendly protection
- automatic return of dies when crimping is complete



PVL130P - Elpress MINI, dies sold separately.



PVL130P, case and charger.

mm <sup>2</sup> (Cu)	AWG (Cu)	Name	Net weight (kg)	Length	Width	Height	Note
0,25-50	24-1/0	PVL130P	1,5	330	85	60	Charger: 230VAC
0,25-50	24-1/0	PVL130P-US	1,5	330	85	60	Charger: 115VAC
0,25-50	24-1/0	PVL130P-WOBC	0,91	330	85	60	without Battery/ Charger



## PVL130S - Elpress Mini

Elpress mini tools with intuitive PowerSense function combine the benefits of manual crimping tools with the benefits of battery-powered hydraulic crimping tools.

Crimping force max. 15 kN. 1 x Li-ion battery and charger included.



PVL130S - Elpress MINI, supplied with die pair SA0760.

### Properties:

- one-handed operation for easy control of all tool functions
- electronic control with locking function and monitoring for complete closure of the jaws
- safety loop used as fall protection when used outdoors
- motor protection ensures safety in case of overload
- easy and comfortable to use one handed thanks to its ergonomic 2-component housing with grip-friendly protection
- very low weight and fast crimping process for maximum efficiency
- powerful driving technology allows for easy crimps
- high-performance 10.8 V Li-Ion battery – with indication of charge status
- LED work lighting
- Die pair SA0760 comes with the tool

mm <sup>2</sup> (Cu)	AWG (Cu)	Name	Net weight (kg)	Length	Width	Height	Note
0,25-50	24-1/0	PVL130S	1,5	58	92	250	Charger: 230VAC
0,25-50	24-1/0	PVL130S-US	1,5	58	92	250	Charger: 115VAC
0,25-50	24-1/0	PVL130S-WOBC	0,91	58	92	250	without Battery/Charger



## Dies for PVL130P/PVL130S



EB0560



WB4099



KB0325



EB3550



EB1025



EB4010



RB0560



SA0760

mm <sup>2</sup> (Cu)	AWG (Cu)	Name	Crimp geometry	Net weight (kg)	Application
0,5-6	20-10	SA0760	Oval	0,05	Pre-insulated terminals
0,25-2,5	22-14	KB0325	Tab	0,039	Uninsulated terminals
4-10	12-8	WB4099	W	0,05	Uninsulated terminals
0,5-6	20-10	RB0560	Roll	0,05	Uninsulated terminals
0,5-6	20-10	EB0560	Trapezoid	0,057	End sleeves
4-10	12-8	EB4010	Trapezoid	0,05	End sleeves
10-25	6-4	EB1025	Trapezoid	0,05	End sleeves
35-50	2-0	EB3550	Trapezoid	0,05	End sleeves

# Elpress Mobile - tool with interchangeable dies



Professional contact crimping tool with interchangeable dies for the installer or service technician.

## Properties:

- reliable, safe, economic and ergonomic tools
- parallel-moving crimping movement with 10 kN crimping force, tested for 20,000 crimps
- change crimping dies quickly and easily in one operation
- the crimping dies are kept together in pairs and stored in custom holders
- wide selection of dies allows you to use one tool frame for 19 different crimping applications!



Elpress Mobile, frame only.

## Elpress Mobile

Mobile hand tool (frame only). Dies are supplementary.

mm <sup>2</sup>	AWG	Name	Net weight (kg)	Length mm	Width
0,25-10	24-8	MOBILE	0,554	234	64



Elpress Mobile + dies OAA0525 and OEB0210.

## Mobile Installation

Mobile hand tool with two interchangeable dies:

- Die OAA0525 for crimping pre-insulated 0.5 - 2.5 mm<sup>2</sup> terminals.
- Die OEB0210 for crimping end sleeves 0.25 - 10 mm<sup>2</sup>.
- The tool comes with associated dies in blister packaging.

Name	Net weight (kg)	Length mm	Width
MOBILE INSTALLATION	0,695	234	64



Elpress Mobile + dies OMP45 and OCC1113.

## Mobile DataCom

Mobile hand tool with two interchangeable dies:

- OMP45 for crimping modular plug RJ45.
- OCC1113 for crimping coaxial contacts RG58, RG59, RG62 and RG71.
- The tool comes with associated dies in blister packaging.

Name	Net weight (kg)	Length mm	Width
MOBILE DATA/COM	0,667	234	64



## Mobile Box

Box for the mobile tool with room for the tool as well as 5-6 associated dies.  
Tools and dies are ordered separately.

Name	Net weight (kg)	Length mm	Width	Height
MOBILE BOX	0,32	246	218	57

# Additional dies for Elpress Mobile

All dies have the same quick and easy way of being inserted into the tool frame. The dies are kept together in pairs and supplied in a cassette that can be docked to other cassettes.



**OAA0160**  
Crimping die for Elpress MOBILE tool for asymmetric crimping of pre-insulated terminals 0.1-4 mm<sup>2</sup> and 4-6 mm<sup>2</sup>.  
AWG 11-9.



**OAA0525**  
Crimping die for Elpress MOBILE tool for asymmetric crimping of pre-insulated terminals 0.5-2.5 mm<sup>2</sup>.  
AWG 20-13.



**OSW0360**  
Crimping die for Elpress MOBILE tool for crimping through connectors with heat shrink insulation 0.3-0.75 mm<sup>2</sup> and 4-6 mm<sup>2</sup>.  
AWG 11-9.



**OSW0525**  
Crimping die for Elpress MOBILE tool for crimping through connectors with heat shrink insulation 0.5-1.5 mm<sup>2</sup> and 1.5-2.5 mm<sup>2</sup>.  
AWG 15-13.



**OPB0140**  
Crimping die for Elpress MOBILE tool for crimping global power connectors, GPC connectors.



**OPB6099**  
Crimping die for Elpress MOBILE tool for crimping global power connectors, GPC connectors.



**OWB4099**  
Crimping die for Elpress MOBILE tool for W crimping of uninsulated terminals 4-10 mm<sup>2</sup>.  
AWG 11-7.



**OKB0725**  
Crimping die for Elpress MOBILE tool for punch crimping uninsulated terminals 0.75-2.5 mm<sup>2</sup>.  
AWG 18-13.



**OKB0560**  
Crimping die for Elpress MOBILE tool for punch crimping uninsulated terminals 0.5-6 mm<sup>2</sup>.  
AWG 20-9.



**OEB0210**  
Crimping die for Elpress MOBILE tool for crimping end sleeves 0.25-10 mm<sup>2</sup>.  
AWG 24-7.



**OEB1625**  
Crimping die for Elpress MOBILE tool for crimping end sleeves 16-25 mm<sup>2</sup>.  
AWG 5-3.



**OEB3550**  
Crimping die for Elpress MOBILE tool for crimping end sleeves 35-50 mm<sup>2</sup>.  
AWG 2-1/0.



**ORB0110**  
Crimping die for Elpress MOBILE tool for roll crimping uninsulated terminals 0.1-1 mm<sup>2</sup>.  
AWG 26-17.



**ORB0560**  
Crimping die for Elpress MOBILE tool for roll crimping uninsulated terminals 0.5-6 mm<sup>2</sup>.  
AWG 20-9.



**OMP45**  
Crimping die for Elpress MOBILE tool for crimping modular plug RJ45.



**OMP11**  
Crimping die for Elpress MOBILE tool for crimping modular plug RJ11.



**OFO5432**  
Crimping die for Elpress MOBILE tool for crimping fibre optic contacts.



**OCC0908**  
Crimping die for Elpress MOBILE tool for crimping coaxial contacts RG174, 179.



**OCC1113**  
Crimping die for Elpress MOBILE tool for crimping coaxial contacts RG58, 59, 62, 71.



**OCC4755**  
Crimping die for Elpress MOBILE tool for crimping coaxial contacts RG6, 59.



**OMS4**  
Dies for Mobile tools for roll crimping contacts with sleeve diameter 4 mm, 2.5-6.0 mm<sup>2</sup>.  
AWG 13-19.



**OMSL**  
Die for square crimping contacts 2.5-6.0 mm<sup>2</sup>.  
AWG 13-9.

