

Overhead line connectors

Overhead line connectors	2
Twist connector for Cu lines 10 - 35 mm ²	2
Twist connector for Al lines 31 - 99 mm ²	2
Overhead line connectors 31 - 241 mm ² for AlMgSi (Super B) and Al59	3
Overhead line connectors 62 and 99 mm ² for FeAl-line	3
Crimp tool for Cu-terminals 10 - 240 mm ² , Al-terminals 16 - 25 mm ² (-35 solid) mm ² and C-sleeves 100 mm ² (total)	4
Accessories for crimping overhead lines with T2600, V600, V611 and PVX611	6
Tools for Cu-terminals 10 - 400 mm ² , Al-terminals 16 - 400 mm ² and C-sleeves 6 - 240 mm ² (total area)	7
Accessories for crimping overhead lines with V1300, V1311-A and PVX1300	9
Tools for Cu terminals 10 - 800 mm ² , Al terminals 16 - 630 mm ² and C-sleeves 6 - 300 mm ²	10
Accessories for crimping overhead lines with V250	11

Overhead line connectors



System Elpress

System Elpress consists of terminals and tools that are designed and tested together to give a certified crimping result. This ensures that users will feel confident when using our systems, and that a secure connection will be achieved through the proper handling of our products.

Overhead line connectors

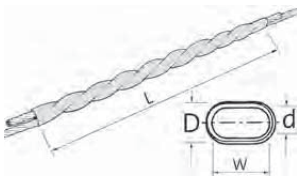
The Elpress program for overhead line connectors includes products for splicing copper lines, alloyed aluminium lines type AlMgSi (Super B) and Al59, as well as for FeAl lines. In addition to the well-known copper and aluminium twist connectors, we also offer LFS and LFEAL contact crimp connectors that are crimped using the Elpress V600, V1300 and V250 systems. The LFS and LFEAL contact crimp connectors and Elpress System have been tested against requirements according to SS 4241241.

Twist connector for Cu lines 10 - 35 mm²



Properties:

- material copper
- for wire and line, see table
- the joint is rotated so that it is screwed in the opposite direction to the turn of the line
- tool: wrench



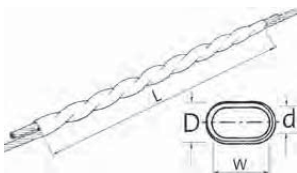
mm ² (Cu)	Name	W mm	d	D	L	Marking	Number of twists	Single strand / Multi strand wire	Pcs/pack
10	K10T	7,8	4	5,6	200	K10T XXXX	5	Multi strand wire	100
16	K16	11,1	5,8	7,4	250	K16 XXXX	3,5	Single strand	100
25	K25	13,8	7,1	8,9	300	K25 XXXX	3,5	Multi strand wire	100
35	K35	16,2	8,3	10,3	350	K35 XXXX	3,5	Single strand	100

Twist connector for Al lines 31 - 99 mm²



Properties:

- material aluminium
- the joint is rotated so that it is screwed in the opposite direction to the turn of the line
- tool: wrench



mm ² (Cu)	Name	W mm	d	D	L	Marking	Number of twists	Pcs/pack
31	1006	17,3	9,1	13,1	355	1006 XX	3,5	100
49	1009	21	11,0	15,4	465	1009 XX	4	100
62	1010AL	23	12,0	16,6	480	1010 XX	4	10
99	1014AL	28	14,7	19,7	660	1014 XX	4,5	10

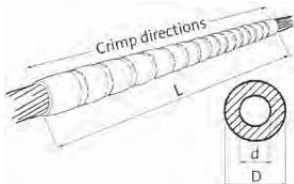
Overhead line connectors 31 - 241 mm² for AlMgSi (Super B) and Al59



Properties:

- material aluminium
- for splicing overhead lines
- meets the requirements of SS 4241241
- the connector tube is supplied with contact paste on the inside
- the conductor must be cleaned

mm ² (Cu)	Name	d mm	D	L	Tool	Number of crimps	Marking	Pcs/ pack
31	LFS31	8	15	200	V600, V1300, V250	10	LFS31 16 ALMGSI XXXX AL-59	10
62	LFS62	11	16	200	V600, V1300, V250	10	LFS62 16 ALMGSI XXXX AL-59	10
99	LFS99	13,5	18,7	250	V600, V1300, V250	10	LFS99 20 ALMGSI XXXX AL-59	10
157	LFS157	17,5	24	400	V1300, V250	16	LFS157 26 ALMGSI XXXX AL-59	5
241	LFS241	21	30	450	V1300, V250	16	LFS241 32 ALMGSI XXXX AL-59	5



Crimp sequence, see picture.

2x10 crimps are required when crimping LFS99 with T2600, V600, V611 and PVX611.

Overhead line connectors 62 and 99 mm² for FeAl-line



Properties:

- outer Al-sleeve + inner steel sleeve for the centre strands
- meets the requirements of SS 4241241

mm ² (Cu)	Name	d mm	d1	D	D1	L	L1	Tool	Number of crimps	Marking	Pcs/ pack
62	LFEAL62	14,3	4	16,0	6	310	95	V1300, V250, V600	10	LFEAL 62 6 XXXX 3	3
99	LFEAL99	13,5	5	18,7	8	360	95	V1300, V250, V600	10	LFEAL 99 20 XXXX, LFEAL 99 8 XXXX	3



Elpress logotype is included on the marking. Marking XXXX = Year, week.

Crimp sequence, see picture.



10

Crimp tool for Cu-terminals 10 - 240 mm², Al-terminals 16 - 25 mm² (-35 solid) mm² and C-sleeves 100 mm² (total)



V600



Tested and certified crimp head for crimping Cu-terminals, type KR/KS 10 mm², KRF/KSF 16-150 mm², KRD/KSD 16-185 mm², KRT/KST 10-240 mm², Al-terminals 16-25 mm² (-35 solid), C-sleeves 6/6-50/50 mm², DIN 46235 10-95 mm².

Used in combination with foot pump P4000 or the electrically powered pump PS710 (battery powered version of PS710E is also available).

Properties:

- working pressure 63 MPa (630 bar)
- crimp force 55 kN
- robust fabric bag with room for 10 dies included

mm ² (Cu)	mm ² (Stranded Al)	mm ² (Solid Al)	Name	Crimp geometries	Net weight (kg)	Length mm	Width	Height
10-240	16-25	16-35	V600	Punch, Hexagonal, Oval	2,45	189	74	53

Crimp geometries



V611



Tested and certified hand-held tool for crimping Cu-terminals, type KR/KS 10 mm², KRF/KSF 16-150 mm², KRD/KSD 16-185 mm², KRT/KST 10-240 mm², Al-terminals 16-25 mm² (-35 solid), C-sleeves 6/6-50/50 mm², DIN 46235 10-95 mm².

Properties:

- fast-feed to crimp engagement provides short crimp times
- crimp force 55 kN
- delivered in sturdy textile bag

mm ² (Cu)	mm ² (Stranded Al)	mm ² (Solid Al)	Name	Crimp geometries	Net weight (kg)	Length	Width	Height
10-240	16-25	16-35	V611	Punch, Hexagonal, Oval	2,6	425	115	53

Crimp geometries





PVX611/PVX611DB

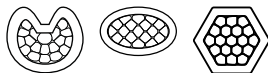


Tested and certified battery-powered crimp tool for crimping Cu-terminals, type KR/KS 10 mm², KRF/KSF 16-150 mm², KR/D/KSD 16-185 mm², KRT/KST 10-240 mm², Al-terminals 16-25 mm² (-35 solid), C sleeves 6/6-50/50 mm², DIN 46235 10-95 mm². PVX611DB has an extra battery.

Properties:

- protects against dirt and dust through the closed chassis
- ergonomic design ensures optimum balance in the user's hand
- swivel opening crimp fork
- crimp force control using pressure monitoring
- one handed operation for easy work
- LED lighting for easier work
- fast-forward feeding for more efficient crimping
- display with information about the tool and service intervals
- tested together with Elpress TB dies and KB22/KB25
- crimp monitoring via display when the correct pressure/complete crimping is not achieved (warning light LED and signal)

Crimp geometries



mm ² (Cu)	mm ² (Stranded Al)	mm ² (Solid Al)	Name	Crimp geometries	Net weight (kg)	Length mm	Width	Height	Note
10-150	16-25	16-35	PVX611	Punch, Oval, Hexagonal	5,50	414	116	75	Charger: 230VAC
10-150	16-25	16-35	PVX611DB	Punch, Oval, Hexagonal	5,85	414	116	75	Delivered with 2 batteries
10-150	16-25	16-35	PVX611-US	Punch, Oval, Hexagonal	5,50	414	116	75	Charger: 115VAC
10-150	16-25	16-35	PVX611-WOBC	Punch, Oval, Hexagonal	3,90	414	116	75	Without Battery/Charger

70



T2600

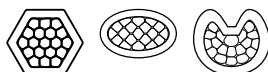


Mechanical hand-held tool for crimping Cu-terminals, type KR/KS 10 mm², KRF/KSF 16-95 mm², KR/D/KSD 16-120 mm², KRT/KST 10-120 mm², Al-terminals 16-25 mm² (-35 solid), and C-sleeves 6/6-50/50 mm², DIN 46235 10-95 mm².

Properties:

- opening for easy die changes and for quick removal after jointing
- crimp force approx. 57 kN
- advanced force ratio for lowest handle force
- easy to work with in confined spaces
- only four die pairs are required to crimp 10-95 mm² Cu
- quick feed function
- delivered in a metal box

Crimp geometries



mm ² (Cu)	mm ² (Solid Al)	Name	Crimp geometries	Net weight (kg)	Length mm	Width	Height
10-95	35	T2600	Punch, Hexagonal, Oval	1,9	445	185	52
10-120	35	T2600B	Punch, Hexagonal, Oval	4,12	445	185	52
10-120	35	T2600C	Punch, Hexagonal, Oval	4,12	445	185	52

Accessories for crimping overhead lines with T2600, V600, V611 and PVX611

Crimp dies for overhead line

For joints on overhead lines AlMgSi (Super B) and Al59, hexagonal crimping. Supplied in pairs.



Die pair TBNP 16-20.

mm ² Overhead line	Name	Number of crimps	Net weight (kg)	Note
31 - 99	TBNP16-20	2x5, 2x10	0,135	Used for AlMgSi and FeAl, LFS31, LFS62 and LFS99

Tools for Cu-terminals 10 - 400 mm², Al-terminals 16 - 400 mm² and C-sleeves 6 - 240 mm² (total area)



V1300



Tested and certified crimp head for crimping Cu-terminals, type KR/KRT 10 mm², KS/KST 10 mm², KRF/KRD/KRT 16-400 mm², KSF/KSD/KST 16-400 mm², Al-terminals 16-400 mm² (-240 solid), DIN 46235 10-300 mm², C sleeves up to 240 mm² total area (C95-120). Used in combination with foot pump P4000 or the electrically powered pump PS710 (battery powered version of PS710E is also available).

Properties:

- working pressure 63 MPa (630 bar)
- crimp force 130 kN (13 tonnes)
- versatile and easy-to-use steel crimp head

mm ² (Cu)	mm ² (Stranded Al)	mm ² (Solid Al)	Name	Crimp geometries	Net weight (kg)	Length mm	Width	Height
10-400	16-400	16-240	V1300	Punch, Hexagonal, Oval	3,46	263	88	75

Crimp geometries



V1311-A



Tested and certified hydraulic hand-held tool for crimping Cu-terminals, type KR/KRT 10 mm², KS/KST 10 mm², KRF/KRD/KRT 16-400 mm², KSF/KSD/KST 16-400 mm², Al terminals 16-400 mm² (-240 solid), DIN 46235 10-300 mm², C-sleeves up to 240 mm² total area (C95-120).

Properties:

- fast forward feeding
- crimp force 130 kN (13 tonnes)
- requires low handle force, approx 245 N at max force
- the fork can rotate 180°

mm ² (Cu)	mm ² (Stranded Al)	mm ² (Solid Al)	Name	Crimp geometries	Net weight (kg)	Length mm	Width	Height
10-400	16-400	16-240	V1311-A	Punch, Hexagonal, Oval	4,3	588	150	74

Crimp geometries



PVX1300/PVX1300DB

Tested and certified battery-powered crimp gun for contact crimping Cu-terminals, type KR/KRT 10 mm², KS/KST 10 mm², KRF/KRD/KRT 16-400 mm², KSF/KSD/KST 16-400 mm², Al-terminals 16-400 mm² (-240 solid), DIN 46235 10-300 mm², C sleeves up to 240 mm² total area (C95-120).

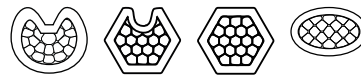


Properties:

- ergonomic design ensures optimum balance in the user's hand
- crimp monitoring with warning light and signal when the correct pressure/full crimp is not achieved
- LED work lighting
- possibility of documentation of each crimp for unique service control
- crimp force 124 kN (13 tonnes)
- crimps/charging: 60-120 depending on size and temperature
- crimp time: 4-12s depending on size
- usage temperature -20°C to +40°C
- Li-Ion Makita, 5.0 Ah, 18V
- charger Li-Ion Makita, charging time 22 min 110-240VAC 50-60Hz
- DUAL: 10 - 300 mm²



Crimp geometries



mm ² (Cu)	mm ² (Stranded Al)	mm ² (Solid Al)	Name	Crimp geometry	Net weight (kg)	Length mm	Width	Height	Note
10-400	16-400	16-240	PVX1300	Punch, Dual, Hexagonal, Oval	6,7	412	319	75	Delivered in standard case
10-400	16-400	16-240	PVX1300DB	Punch, Dual, Hexagonal, Oval	7,3	412	319	75	Delivered with 2 batteries
10-400	16-400	16-240	PVX1300-ADV	Punch, Dual, Hexagonal, Oval	14,2	412	319	75	Delivered in case advanced
10-400	16-400	16-240	PVX1300DB-ADV	Punch, Dual, Hexagonal, Oval	14,2	412	319	75	Delivered with 2 batteries and case adv.
10-400	16-400	16-240	PVX1300-WOBC-ADV	Punch, Dual, Hexagonal, Oval	12,4	412	319	75	Delivered in case adv. and without Battery/Charger
10-300	16-400	16-240	PVX1300-US	Punch, Dual, Hexagonal, Oval	6,7	412	319	75	Delivered with battery and US-charger
10-300	16-400	16-240	PVX1300DB-US	Punch, Dual, Hexagonal, Oval	7,3	412	319	75	Delivered with 2 batteries and US-charger
10-400	16-400	16-240	PVX1300-WOBC	Punch, Dual, Hexagonal, Oval	4,8	412	319	75	Delivered without Battery/Charger

Accessories for crimping overhead lines with V1300, V1311-A and PVX1300

Crimp dies for AlMgSi (Super B) and Al59

Supplied in pairs. Hexagonal crimping. Use inner die holder V1316, and outer die holder V1318.



Outer die holder V1318, BNP dies, inner die holder V1316.

mm ² Overhead line	Name	Number of crimps	Net weight (kg)	Die holder required	Note
31-62	B16NP	2x5	0,118	Yes	AlMgSi 31-62 mm ² , FeAL: 62 mm ² , ALUS 50 mm ²
99	B20NP	2x5	0,126	Yes	AlMgSi 99 mm ² , FeAL: 99 mm ²
157	13B26	2x16	0,420	No	Overhead line: 157 mm ² (2x16 crimps)
241	13B32	2x16	0,408	No	Overhead line: 241 mm ² (2x16 crimps)

10

Crimp dies for overhead lines FeAl

Supplied in pairs. BxxFE dies are used for steel sleeves and BxxNP dies are used for Al-sleeves. Use inner die holder V1316 and outer die holder V1318.



Die pair B16NP

mm ²	Die Fe	Die Al	Number of crimps
62	B6FE	B16NP	2x5
99	B8FE	B20NP	2x5

Tools for Cu terminals 10 - 800 mm², Al terminals 16 - 630 mm² and C-sleeves 6 - 300 mm²



V250



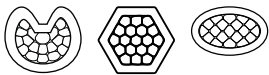
Tested and certified crimp head for crimping Cu-terminals, type KR/KRT 10 mm², KS/KST 10 mm², KRF/KRD/KRT 16-800 mm², KSF/KSD/KST 16-800 mm², Al-terminals 16-630 mm² (-300 solid), C sleeves 6/6-300/300 mm². Used in combination with foot pump P4000 or the electrically powered pump PS710 (battery powered version of PS710E is also available).

Properties:

- working pressure 63 MPa (630 bar)
- crimp force 250kN (25 tonnes)
- large crimp area, 10-800 mm²

mm ² (Cu)	mm ² (Stranded Al)	mm ² (Solid Al)	Name	Crimp geometries	Net weight (kg)	Length mm	Width	Height
10-800	16-630	16-300	V250	Punch, Hexagonal, Oval	4,68	280	111	74

Crimp geometries



Accessories for crimping overhead lines with V250

Crimp dies for AlMgSi(Super B) and Al59

Supplied in pairs. For joints on overhead lines AlMgSi (Super B) and Al59, hexagonal crimping. Use inner die holder **V2506** and outer die holder **V2508**.



Die holder V2508, BNP dies, die holder V2506.

mm ² Overhead line	Name	Number of crimps	Net weight (kg)
31-62	B16NP	2x5	0,118
99	B20NP	2x5	0,126
157	B26NP	2x8	0,140

70

Crimp dies for overhead lines FeAl

Supplied in pairs. BxxFE dies are used for steel sleeves and BxxNP dies are used for Al-sleeves. Use inner die holder **V2506** and outer die holder **V2508**.



Die pair B16NP

mm ²	Die Fe	Die Al	Number of crimps
62	B6FE	B16NP	2x5
99	B8FE	B20NP	2x5



Storage box L-Alu

Additional storage box for LV1300B and LV250, with space for accessories to crimp Elpress Al-terminals.

Properties:

- material plywood
- interior material polyethylene
- solid, moulded interior



Name	Net weight (kg)	Length mm	Width	Height
L-ALU	5,19	570	467	130



Storage box LV250

Storage box with space for tool V250 and all necessary accessories to crimp Elpress Cu-terminals.

Properties:

- material plywood
- interior material polyethylene
- solid, moulded interior



Name	Net weight (kg)	Length mm	Width	Height
LV250	5,09	570	467	130