



# CFRZHMPJ - Low Voltage Cable Joint Kits

Chemical + Fire Resisting (+ Immersion) + Zero Halogen



Straight joints for NEK 606 BFOU Fire Resistant Power & Control Cables:

- Single & Multi Core 1.5mm<sup>2</sup> to 300mm<sup>2</sup>

## Features and benefits:

- Rated voltage 1000V
- Tested and approved to:
  - => BS EN 50393:2015 - Test methods and requirements for accessories for use on distribution cables of rated voltage 0,6/1,0 (1,2) kV
- IEC 60331-1 (90mins Fire & Vibration + 15 Mins Immersion)
- BS 6387:2013 - Test method for resistance to fire of cables required to maintain circuit integrity under fire conditions (categories C, W & Z)
- IEC 61034-2:2005+A1:2013 - Measurement of smoke density of cables burning under defined conditions.
- BS 6899—oil resistance
- Low Hazard Isocyanate free JEM resin
- Twin pack mixing in clear laminate sachets
- Extremely low viscosity resin with enhanced adhesion
- Rigid glass reinforced phenolic joint shells which are Chemical resisting, Fire retardant and LSOH.
- Slim-line design for use with compression connectors.
- Requires compression connectors which are supplied separately



CFRZHMPJ-0420



All Enquiries: tel: +44 (0)1744 762 929 | email: sales@etechcomponents.com | web: www.etechcomponents.com

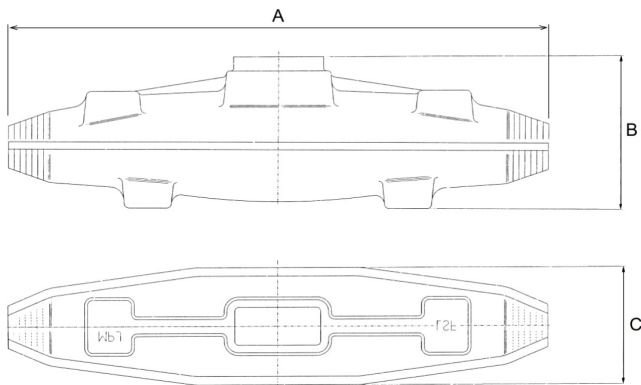


## Technical Information:

- Low Voltage Straight Joints for 600/1000 Volt NEK 606 BFOU fire Performance cables.
- Tested and approved to BS EN 50393 : 2015
- Fire tests on complete joints to
  - => IEC 60331-1 (90mins + 15 mins immersion)
  - => BS 6387 categories C, W & Z

## General Technical Data:

In this range a Phenolic resin shell is used to provide excellent resistance to Hydrocarbons found in Oil, Gas and Petrochemical installations. Tests to demonstrate the chemical resistance of both the shell and the sealing putty have been carried out to BS6899 using ASTM oils, numbers 2 and 3. This calls for 24 hour immersion at 100°C and specifies permissible changes in mechanical properties before and after ageing. In each case minimal changes were observed after immersion in both oils, under conditions where most conventional polymers used in cable construction would not survive.



**Shell Dimensions (mm)**

	A	B	C
--	---	---	---

CFRZHMPJ3	405	100	80
CFRZHMPJ4	430	110	90
CFRZHMPJ5	560	160	130
CFRZHMPJ6	740	180	145
CFRZHMPJ7	870	190	145

Conductor	Joint Selection				Connector Required
	Single Core	Two Core	Three Core	Four Core	
1.5 mm <sup>2</sup>	CFRZHMPJ-3	CFRZHMPJ-3	CFRZHMPJ-3	CFRZHMPJ-3	BT2CS
2.5 mm <sup>2</sup>	CFRZHMPJ-3	CFRZHMPJ-3	CFRZHMPJ-3	CFRZHMPJ-3	BT2CS
4 mm <sup>2</sup>	CFRZHMPJ-3	CFRZHMPJ-4	CFRZHMPJ-4	CFRZHMPJ-4	BT6CS
6 mm <sup>2</sup>	CFRZHMPJ-3	CFRZHMPJ-4	CFRZHMPJ-4	CFRZHMPJ-4	BT6CS
10 mm <sup>2</sup>	CFRZHMPJ-3	CFRZHMPJ-4	CFRZHMPJ-4	CFRZHMPJ-4	BT1CS
16 mm <sup>2</sup>	CFRZHMPJ-3	CFRZHMPJ-4	CFRZHMPJ-4	CFRZHMPJ-4	BT16CS
25 mm <sup>2</sup>	CFRZHMPJ-3	CFRZHMPJ-4	CFRZHMPJ-4	CFRZHMPJ-4	BT25CS
35 mm <sup>2</sup>	CFRZHMPJ-3	CFRZHMPJ-4	CFRZHMPJ-4	CFRZHMPJ-5	BT35CS
50 mm <sup>2</sup>	CFRZHMPJ-4	CFRZHMPJ-4	CFRZHMPJ-5	CFRZHMPJ-5	BT50CS
70 mm <sup>2</sup>	CFRZHMPJ-4	CFRZHMPJ-5	CFRZHMPJ-5	CFRZHMPJ-5	BT70CS
95 mm <sup>2</sup>	CFRZHMPJ-4	CFRZHMPJ-5	CFRZHMPJ-5	CFRZHMPJ-5	BT95CS
120 mm <sup>2</sup>	CFRZHMPJ-4	CFRZHMPJ-5	CFRZHMPJ-6	CFRZHMPJ-6	BT120CS
150 mm <sup>2</sup>	CFRZHMPJ-5	CFRZHMPJ-5	CFRZHMPJ-6	CFRZHMPJ-6	BT150CS
185 mm <sup>2</sup>	CFRZHMPJ-5	CFRZHMPJ-6	CFRZHMPJ-6	CFRZHMPJ-6	BT185CS
240 mm <sup>2</sup>	CFRZHMPJ-5	CFRZHMPJ-6	CFRZHMPJ-7	CFRZHMPJ-7	BT240CS
300 mm <sup>2</sup>	CFRZHMPJ-5	CFRZHMPJ-6	CFRZHMPJ-7	CFRZHMPJ-7	BT300CS