



THE RELIABLE CONVERSION ARTIST.

With our solid rubber transformers you'll get your custom solution to keep the construction voltage constant and reliable at all time. From low-voltage or isolated transformers to inspection trolleys - we are able to help you find your individual custom solution.

General	56
Static safety transformers	58
Static isolating transformers	59
Mobile safety transformers	60
Mobile isolating transformers	61
Mobile isolating safety transformers	62
Mobile transformers	62
Inspection trolleys	63

Our series

Thanks to their mechanical and electrotechnical properties, GIFAS solid rubber safety distributors are ideally suited for use as transformer housings. From wall-mounted distributors and mobile distributors to inspection trolleys, we can supply any technical construction you need. For Example it is possible to engrave the customers company name into the bodypart of the electrical distributor.



Product features

- Transformers compliant with VDE 0570 IEC 61558
- Safety-insulated housing compliant with VDE 0100 Part 410
- Sockets and plugs compliant with VDE 0623 DIN 49462/63 and EIC 309
- GS mark
- Compliance with regulations as per BVG A1, BVG A2, VDE 0100, Part 100
- Wrapped thermocouple can also be used for tangential fan control on request
- External screws made from non-rusting material and with a captive design
- Maintenance-friendly structures since all parts can be exchanged individually
- 5 years warranty on the solid rubber housing!



BGI 594

The use of electrical equipment in the case of an increased electrical hazard.

When using electrical equipment

- in high electrical risk areas
- when there is limited freedom of movement
- when one experiences a strained posture due to the work may increase the risk of electrical hazards for the employees.

In case of defects not all of the available protective measures guarantee a sufficient degree of safety in situations mentioned above.

When assessing a potential hazard, a distinction is made between the following:

- conductive areas with limited freedom of movement
- other conductive areas

BGI 594 recommends taking protective measures against receiving an electric shock under fault conditions (fault protection) in the above-mentioned areas. BGI 594 contains regulations for the use of fixed and mobile electrical equipment to protect persons against the threat of an electric shock in high electrical risk areas. In the aforementioned sense:

1. There is increased risk of an electrical hazard if electrical systems and equipment are operated in areas with limited freedom of movement or in other conductive areas.

2. In a conductive area with limited freedom of movement when its boundaries consist essentially of metallic parts or are electrically conductive, a person may come in extensive physical contact with the surrounding boundary. In such cases the possibility of interrupting said contact is limited (defined in accordance with VDE 0100-706).

Table of dimensions for transformers

Secondary currents in A with UN in V

S in VA	U _N	24 V	42 V	230 V	3 X 42 V	3 X 400 V	3 X 500 V
120	I _n P _m	5 A 92 W	2,9 A 92 W	0,5 A 92 W			
160	I _n P _m	6,7 A 123 W	3,8 A 123 W	0,7 A 123 W			
320	I _n P _m	13,3 A 246 W	7,6 A 246 W	1,4 A 246 W			
500	I _n P _m	20,8 A 385 W	12 A 385 W	2,2 A 385 W			
1000	I _n P _m	41,7 A 770 W	23,8 A 770 W	4,3 A 770 W			
2000	I _n P _m	83,3 A 1540 W	47,6 A 1540 W	8,7 A 1540 W	27,5 A 1540 W	2,9 A 1540 W	2,3 A 1540 W
2500	I _n P _m	104,2 A 1925 W	59,5 A 1925 W	10,9 A 1925 W	34,4 A 1925 W	3,6 A 1925 W	2,9 A 1925 W
3500	I _n P _m	145,8 A 2695 W	83,3 A 2695 W	15,2 A 2695 W	48,2 A 2695 W	5 A 2695 W	4 A 2695 W

A = Apparent power (transformer output)

 I_n = Rated current of the transformer

 P_m = Connectable engine output at (cos. = 0.77)

Overview of the various building types and weights

Type 2516 power 120 VA	Weight: 4 kg
Type 6200 power 320 to 500 VA	Weight: 10 kg
Type 6700 power 630 to 1200 VA	Weight: 21 kg
Type 3500 power 2000 VA	Weight: 22 kg
Type 3800 power 2500 VA	Weight: 38 kg
Type 7900 power 3500 VA	Weight: 48 kg

Start-up current levellers are used with a power output of 1500 VA and upwards (alternating current).

Static safety transformers



Series 2516 / 3800 / 3900 / 7900

Item no.	Symbols Output	Output	Power in VA	Voltage in V	Built-in	Protective devices in A PRI / SEC
----------	----------------	--------	-------------	--------------	----------	-----------------------------------

Designs with toroidal core transformer

Series 2516 / 160x250x90mm



211118		1 CEE 2x16A/24 V	120	230/24	1 thermal overload cut-out switch	0.6
211119		1 CEE 2x16A/42 V	120	230/42	1 thermal overload cut-out switch	0.6
211120		1 CEE 2x16A/24 V	160	230/24	1 thermal overload cut-out switch	0.8
211123		1 CEE 2x16A/42 V	160	230/42	1 thermal overload cut-out switch	0.8

Designs with block transformer

Series 3800 / 250x360x133mm



262227		2 CEE 2x16A/24V	320	230/24	1 thermal overload cut-out switch	1,6
261018		2 CEE 2x16A/42V	320	230/42	1 thermal overload cut-out switch	1,6
262250		2 CEE 2x16A/24V	500	230/24	1 thermal overload cut-out switch	2,0
262251		2 CEE 2x16A/42V	500	230/42	1 thermal overload cut-out switch	2,0

Designs with block transformer

Series 3900 / 250x360x173mm



211201		3 CEE 2x16A/24V	1000	230/24	1 thermal overload cut-out switch	5,0 / Microf. 16
211250		3 CEE 2x16A/42V	1000	230/42	1 thermal overload cut-out switch	5,0 / Microf. 16

Designs with block transformer

Series 7900 / 500x360x173mm



211264		6 CEE 2x16A/24V	2000	230/24	1 thermal overload cut-out switch 1 ICL	10,0 / Microf. 16
211255		6 CEE 2x16A/42V	2000	230/42	1 thermal overload cut-out switch 1 ICL	10,0 / Microf. 16



Other equipment upon request.

Series 2516 / 3800 / 3900 / 7900

Item no.	Symbols Output	Output	Power in VA	Voltage in V	Built-in	Protective devices in A PRI / SEC
----------	----------------	--------	-------------	--------------	----------	-----------------------------------

Designs with toroidal core transformer



Series 2516 / 160x250x90mm

211129		1 protective contact socket without ⊥	120	230/230	1 thermal overload cut-out switch	0,6
211130		1 protective contact socket without ⊥	160	230/230	1 thermal overload cut-out switch	0,8



Designs with block transformer



Series 3800 / 250x360x133mm

262258		1 protective contact socket without ⊥	320	230/230	1 thermal overload cut-out switch	1,6
262259		1 protective contact socket without ⊥	500	230/230	1 thermal overload cut-out switch	2,0



Designs with block transformer

Series 3900 / 250x360x173mm



211192		1 protective contact socket without ⊥	1000	230/230	1 thermal overload cut-out switch	5,0
211245		1 protective contact socket without ⊥	2000	230/230	1 thermal overload cut-out switch 1 ICL	10,0

TOP !



Designs with block transformer

Series 7900 / 500x360x173mm

211246		1 protective contact socket without ⊥	2500	230/230	1 thermal overload cut-out switch 1 ICL	12,0
211247		1 protective contact socket without ⊥	3500	230/230	1 thermal overload cut-out switch 1 ICL	16,0

TOP !



Illustration similar

Other equipment upon request.

Mobile safety transformers

Series 2516 / 6200 / 6700 / 3500 / 7900

Item no.	Symbols Output	Output	Power in VA	Voltage in V	Built-in	Protective devices in A PRI / SEC
----------	----------------	--------	-------------	--------------	----------	-----------------------------------

Designs with toroidal core transformer

Series 2516 / 250x160x90mm

208768		1 CEE 2x16A/24V	120	230/24	1 thermal overload cut-out switch	0,6
208628		1 CEE 2x16A/42V	120	230/42	1 thermal overload cut-out switch	0,6
209431		1 CEE 2x16A/24V	160	230/24	1 thermal overload cut-out switch	0,8
209430		1 CEE 2x16A/42V	160	230/42	1 thermal overload cut-out switch	0,8

TOP !



Designs with block transformer

Series 6200 / 280x275x230 mm

208045		2 CEE 2x16A/24V	320	230/24	1 thermal overload cut-out switch	1,6
208353		2 CEE 2x16A/42V	320	230/42	1 thermal overload cut-out switch	1,6
208093		2 CEE 2x16A/24V	500	230/24	1 thermal overload cut-out switch	2,0
208094		2 CEE 2x16A/42V	500	230/42	1 thermal overload cut-out switch	2,5

TOP !



Designs with block transformer

Series 6700 / 350x305x280mm

208899		4 CEE 2x16A/24V	1000	230/24	1 thermal overload cut-out switch	5,0 / Microf. 16
208897		4 CEE 2x16A/42V	1000	230/42	1 thermal overload cut-out switch	5,0 / Microf. 16



Designs with block transformer

Series 3500 / 1500-2000VA / 360x250x360mm, Series 7900 / 2500VA / 500x360x173mm

211002		6 CEE 2x16A/24V	2000	230/24	1 thermal overload cut-out switch 1 ICL	10,0 / Microf. 16
211006		6 CEE 2x16A/42V	2000	230/42	1 thermal overload cut-out switch 1 ICL	10,0 / Microf. 16
240790		6 CEE 2x16A/24V	2500	230/24	1 thermal overload cut-out switch 1 ICL	12,0 / Microf. 16
240182		6 CEE 2x16A/42V	2500	230/42	1 thermal overload cut-out switch 1 ICL	12,0 / Microf. 16



Series 2516 / 3500 / 3900 / 6200 / 6700 / 7900

Item no.	Symbols Output	Output	Power in VA	Voltage in V	Built-in	Protective devices in A PRI / SEC
----------	----------------	--------	-------------	--------------	----------	-----------------------------------

Designs with toroidal core transformer

Series 2516 / 250x160x90mm

208629		1 protective contact socket without \perp	120	230/230	1 thermal overload cut-out switch	0,6
210937		1 protective contact socket without	160	230/230	1 thermal overload cut-out switch	0,8



Designs with block transformer

Series 6200 / 280x275x230mm

210938		1 protective contact socket without \perp	320	230/230	1 thermal overload cut-out switch	1,6
208095		1 protective contact socket without \perp	500	230/230	1 thermal overload cut-out switch	2,5



Designs with block transformer

Series 6700 / 350x305x280mm

208900		1 protective contact socket without \perp	1000	230/230	1 thermal overload cut-out switch	5,0
--------	--	---	------	---------	-----------------------------------	-----



Designs with toroidal core transformer

Series 6700 / 350x305x280mm

263293		1 protective contact socket without \perp	2500	230/230	1 thermal overload cut-out switch	12,0
--------	--	---	------	---------	-----------------------------------	------



Designs with block transformer

Series 3500 / 360x250x360mm

203732		1 protective contact socket without \perp	2000	230/230	1 thermal overload cut-out switch 1 ICL	10,0
--------	--	---	------	---------	--	------



Designs with block transformer

Series 3900 / 250x360x173mm

236690		1 protective contact socket without \perp	2500	230/230	1 thermal overload cut-out switch 1 ICL	12,0
--------	--	---	------	---------	--	------



Designs with block transformer

Series 7900 / 500x360x173mm

210355		1 protective contact socket without \perp	3500	230/230	1 thermal overload cut-out switch 1 ICL	16,0
--------	--	---	------	---------	--	------



Mobile isolating safety transformers with multiple separate coils

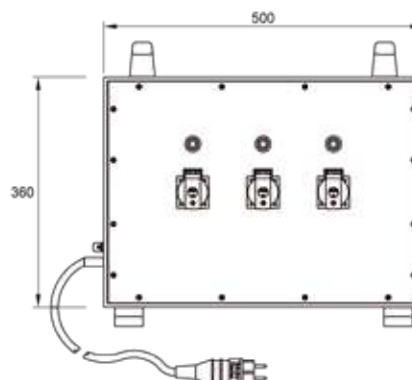
Series 7900 / 500 x 360 x 173 mm

Application

- In conductive areas with limited freedom of movement
- For use compliant with VDE 0100 Part 706

For the current supply to hand-held electrical tools and measuring equipment, according to VDE 0100 Part 706, either:

- safety low voltage or
- safety isolation is required, with each secondary coil in the isolating transformer only being allowed to supply a single consumer. An isolating transformer can have various secondary coils.



Item no.	Symbols Output	Output	Power in VA	Voltage in V	Built-in	Protective devices in A PRI / SEC
211336		3 protective contact sockets	3000VA 230V	1000VA/230V 1000VA/230V 1000VA/230V	1 thermal overload cut-out switch 1 ICL	15.0 / microf.16
211340		1 protective contact socket 2 CEE 2x16A/24V	3000VA 230V	2500VA/230V 500VA/24V	1 thermal overload cut-out switch 1 ICL	15.0 / microf.16
211343		1 protective contact socket 2 CEE 2x16A/42V	3000VA 230V	2500VA/230V 500VA/42V	1 thermal overload cut-out switch 1 ICL	15.0 / microf.16

Mobile transformers

Transformer on zinc-plated chassis

Technical data

Max. transformer power: 4kVA
 Dimensions of distributor: 500x360x173 mm
 Dimensions of chassis: 566x1250x560 mm
 Weight: approx. 70 kg
 Protection category: IP 54



Item no. 210333, Fig. similar

Transformer on zinc-plated special hand cart

Technical data

Max. transformer power: 12.5 kVA
 Dimensions WxHxD: 560x1200x590 mm
 Weight: approx. 200 kg
 Protection category: IP 54



Item no. 246321

Item no.	Symbols Output	Output	Input	Built-in	Cable protection / personal safety
210333		10 CEE 2x16A/42V	4m 5x6 mm ² CEE 5x32A/400V	1 4kVA safety transformer, 400V/42V, 50 Hz compliant with VDE 0551 primary side pre-fused via 1 6-10 A 3-pin motor circuit breaker, thermal rated current set to 10A	MCB 16A 1p. B
246321		1 CEE 5x16A/400V 3 protective contact sockets	3m 5x2.5 mm ² CEE 5x16A/400V	1 12.5 kVA three-phase current isolating transformer Primary: 3x400V/ 50Hz Secondary: 1 3x400V coil, 50Hz, 6KVA, 1 intermediate pickup 3.5 KVA, 230 V, 1 intermediate pickup 2.5 KVA, 230 V	Motor circuit breaker 3p., thermal rated current, set to 14A 16A Neozed fuses

Inspection trolleys



500 Volt inspection trolley with 5 meter Proflexx 07 cable

Product features

- Solid rubber distributor 7900 + 3800 attached to a 55 kVA three-phase current transformer in sheet steel housing with 2 castor and 2 fixed wheels as well as impact protection at the top
- Primary: 3x500V/50 Hz, Secondary: 3x400V/50 Hz
- Switching group Dyn 5 as per VDE 0570
- Dimensions: LxHxD = 1050x1250x760mm
- Weight: approx. 400kg

Technical data

- Input: 5m Proflexx-07 cable 4x16mm² with CEE plug 4x63 A/500V
- Output: 1 CEE 5x63A/400V, 1 CEE 5x32A/400V, 2 CEE 5x16A/400V, 2 CEE 3x16A/230V, 2 protective contact 230V, 1 leakage current circuit breaker switch 63/0.03A, 1 leakage current circuit switch 40/0.03A
- Built-ins: 1 63A main switch, 1 EMERGENCY STOP push-button



50kVA inspection trolley with 20 meter Proflexx 07 cable

Product features

- Solid rubber distributor 7900 + 3800 attached to a 50 kVA transformer in sheet steel housing, mounted on a special chassis including roof
- Dimensions: LxWxH: 1870x1270x1295mm
- Weight: approx. 400kg

Technical data

- Input: 20m PROFLEX-07 cable 4x16mm² with CEE plug 4x63 A/500V
- Output: 1 CEE 5x63 A/400V, 2 CEE 5x32A/400V, 2 CEE 5x16 A/400V, 6 CEE protective contact 230V, 3 leakage current circuit breaker switch 63/0.03A
- Built-ins: 1 line switch as main switch 58A, 1 digital multimeter for electricity and Voltage display



Inspection trolley with zinc-plated steel underframe, shock and impact protection, cable winding device, 4 crane eyelets



"3 in 1" inspection trolley
Transformer, large cable reel and trailer

Product information

- Inspection trolley, painted sheet steel housing on flatbed truck
- Flatbed trailer with towing bar
- Approval for public road use possible

Technical data

- Three-phase current transformer: 100KVA / 500/400Volt
- Sheet steel cable reel: 2x type 523 with brake
- Cables: 80m H07RN-F, 4x35qmm, 500Volt side, 80m H07RN-F, 5x35qmm, 400Volt side
- Total weight: approx. 1,800kg
- Overall dimensions: 4490x2010x1230mm

Other designs and equipment available upon request.

WE ARE EXPERTS IN YOUR FIELD

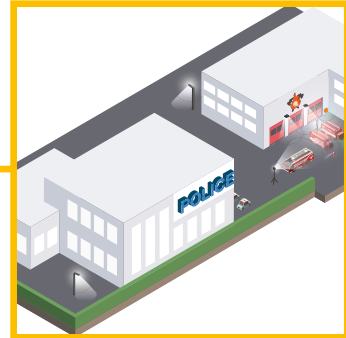
Transformers



Construction industry



Industrial sector



Safety equipment

The GIFAS World.

All products for your sector at a glance.

More on www.gifas.de/en/gifas-world