

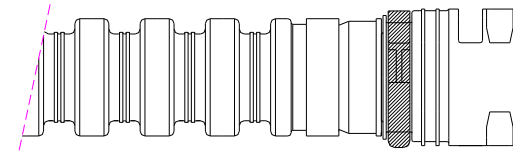
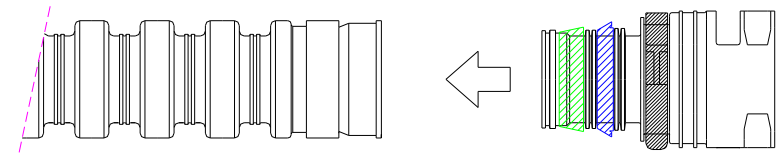
# AQUA SQUARE MALE ADAPTOR CONNECTION PROCEDURE

When the EFLEX Square ducts meet at the centre point of any given section, the length can be adjusted and the AQUA Square male adaptor accessory can be used as an alternative to the AQUA Square accessory to complete the installation. This adaptor can also be used in any other scenario where a male connector is required.

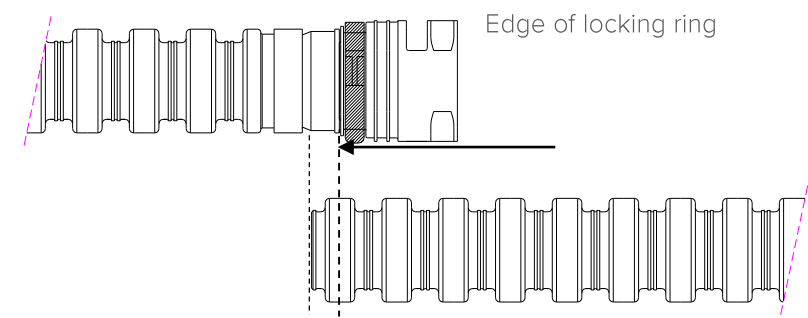


- 1 Apply lubrication to the rubber seal on the AQUA Square Male Adaptor and the inside of the female connector of EFLEX Square, to ensure the rubber seal is seated correctly. When completed the rubber seal creates a watertight connection.

- 2 Ensure the connectors are free from dirt and debris and insert the AQUA Square Male Adaptor into the female connector of EFLEX Square:



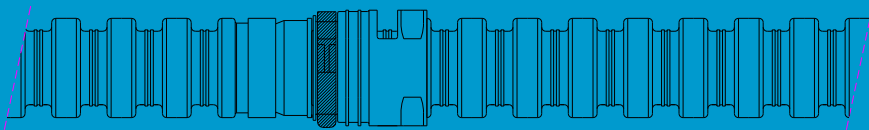
- 3 Determine the cutting location on EFLEX Square:



- 4 Cut along the built-in cutting guide



- 5 Insert the cut end of EFLEX Square into the AQUA Square Male Adaptor.



- 6 Insert the single-action locking clip into the AQUA Square Male Adaptor, checking the connection is secure by pulling by hand in the opposite direction.

The AQUA Square Male Adaptor is not available for 130 and 150 series EFLEX Square. For these sizes please see page 12.



#### NOTE

- Deburr the cut piece of EFLEX Square if necessary
- Install the AQUA Square Male Adaptor shortly after it is removed from its protective bag. The fabric reacts to moisture in the air to expand and provide a watertight seal.
- Ensure parts being connected are free from dirt and debris.
- Only cut ends of EFLEX Square can be inserted in the AQUA Square Male Adaptor.
- Ensure the single-action locking clip is securely in place and flush with the top surface of the AQUA Square Male Adaptor body.



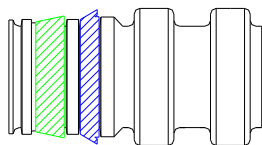
**EFLEX SQUARE**  
A FURUKAWA ELECTRIC PRODUCT

# AQUA SQUARE MALE ADAPTOR (130 & 150)

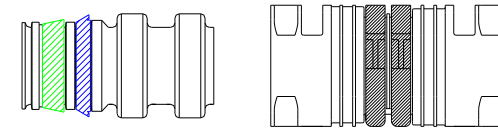
The AQUA Square Male Adaptor is not available for 130 and 150 series EFLEX Square. For these sizes it is possible to convert an AQUA Square into an AQUA Square Male Adaptor.




Furukawa can supply an EFLEX Square Male Adaptor for this application, to be used together with the AQUA Square:



- 1 Ensure the connections are free from dirt and debris and insert the EFLEX Square Male Adaptor into the AQUA Square unit:



- 2 Remove the single-action locking clip from its holder and insert into the slot to secure the male end of EFLEX:



## NOTE

- Deburr the cut piece of EFLEX Square if necessary
- Install AQUA Square shortly after it is removed from its protective bag. The fabric reacts to moisture in the air to expand and provide a watertight seal.
- Ensure parts being connected are free from dirt and debris.
- Only cut ends of EFLEX Square can be used with AQUA Square
- Ensure the single-action locking clip is securely in place and flush with the top surface of the AQUA Square body.