

APPLICATION

Separable tee shape connector designed to connect polymeric insulated cable to equipment (transformers, switchgear, motors, ...).

Also connects cable to cable when using the appropriate mating parts.

TECHNICAL CHARACTERISTICS

- The thick conductive EPDM jacket provides a total safe to touch screen which ensures safety for personnel.
- Each separable connector is tested for AC withstand and partial discharge prior to leaving the factory.

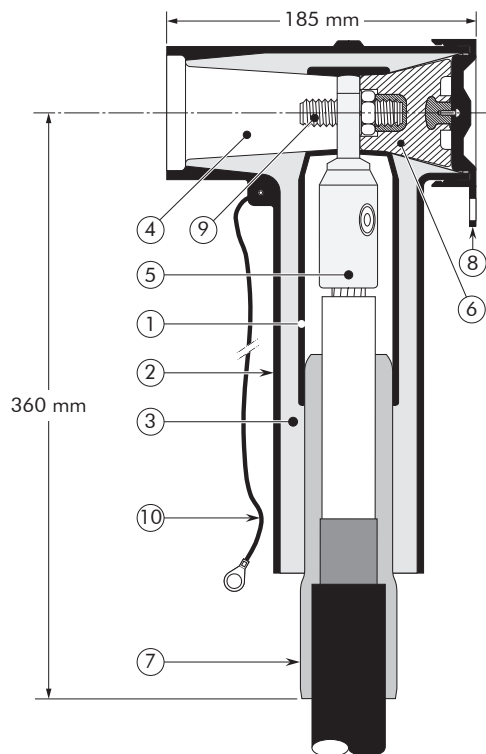


DESIGN

Separable connector comprising:

1. Conductive EPDM insert.
2. Conductive EPDM jacket.
3. Insulating EPDM layer moulded between the insert and the jacket.
4. Type C interface as described by CENELEC EN 50180 and 50181.
5. Conductor contact.
6. Basic insulating plug (with VD point).
7. Cable reducer.
8. Conductive rubber cap.
9. stud & flange nut.
10. Earthing lead.

The screen break design enables cable outer sheath testing without removing or dismantling the connector.



6/10 (12) kV
 6.35/11 (12) kV
 8.7/15 (17.5) kV
 12/20 (24) kV
 12.7/22 (24) kV
 18/30 (36) kV
 19/33 (36) kV
 20.8/36 (42) kV

Up to 42 kV
630 A -1250 A

EUROMOLD®

SPECIFICATIONS AND STANDARDS

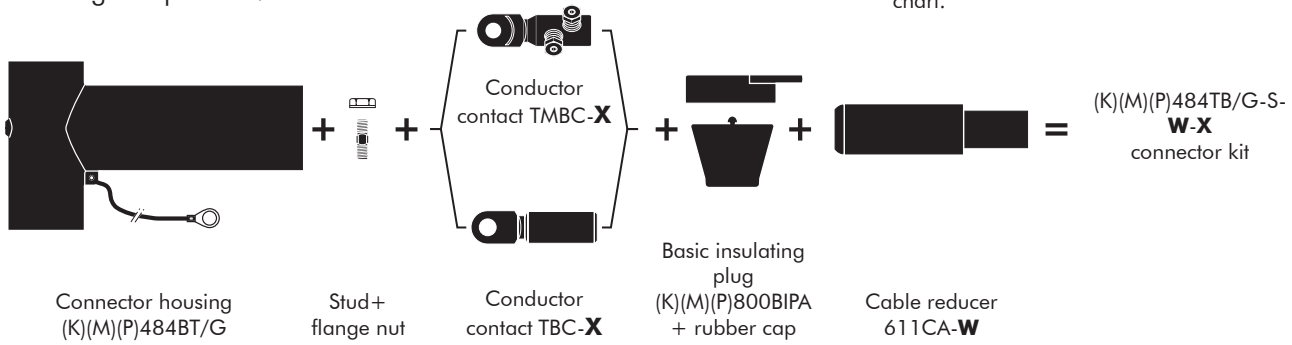
The 484TB separable connector meets the requirements of CENELEC HD 629.1.

Separable connector type	Voltage Um (kV)	Current Ir (A)	Conductor sizes (mm ²)	
			min	max
484TB/G	12	1250	240	630
K484TB/G	24	1250	240	630
M484TB/G	36	1250	240	630
P484TB/G	42	1250	240	630

10/2021

KIT CONTENTS

The complete (K)(M)(P)484TB/G tee connector kit comprises 3x the following components:



ORDERING INSTRUCTIONS

To order the tee connector, select the ordering part number which gives you the best centring of your core insulation diameter and substitute **X** using table X, according to your conductor size and type. Add a 'K' for use up to 24 kV, add an 'M' for use up to 36 kV, add a 'P' for use up to 42 kV.

EXAMPLE:

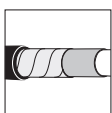
The copper wire screened cable is 36 kV, 240 mm² stranded aluminium with a diameter over core insulation of 37.0 mm. Order 3 x M484TB/G-S-32-240BI2 tee connector kit.

TABLE W

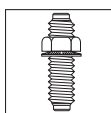
Ordering part number	Dia. over core insulation (mm)	
	min	max
3 x 484TB/G-S-22- X	23.5	31.0
3 x 484TB/G-S-27- X	28.5	37.5
3 x 484TB/G-S-32- X	34.0	42.5
3 x 484TB/G-S-37- X	39.0	48.5
3 x 484TB/G-S-43- X	45.5	56.0

TABLE X

Conductor sizes (mm ²)	Aluminium conductor		Aluminium and copper conductor	Copper conductor
	DIN hexagonal	Deep indent	Bolted	DIN hexagonal
240	240BI2	240BI1	185.400UN5	240CU2
300	300BI2	300BI1		300CU2
400	400BI2	400BI1	400.630UN5	400CU2
500	500BI2	500BI1		500CU2
630	-	630BI1		630CU2



For use with copper tape screened cables. Order: Kit MT.



This product can also be installed using a clamping screw. Please contact our representative.



For use with other cable types. Please contact our representative.



For applications outdoors and in humid climate. Order: +MWS.



Components can be ordered individually.



For use in potentially explosive atmospheres (for 12 kV max). Order: ATEX-IECEx