

APPLICATION

Separable tee shape connector (bolted type) designed to connect polymeric insulated cable to equipment (transformers, switchgear, motors, ...). Also connects cable to cable when using the appropriate mating parts.

DESIGN

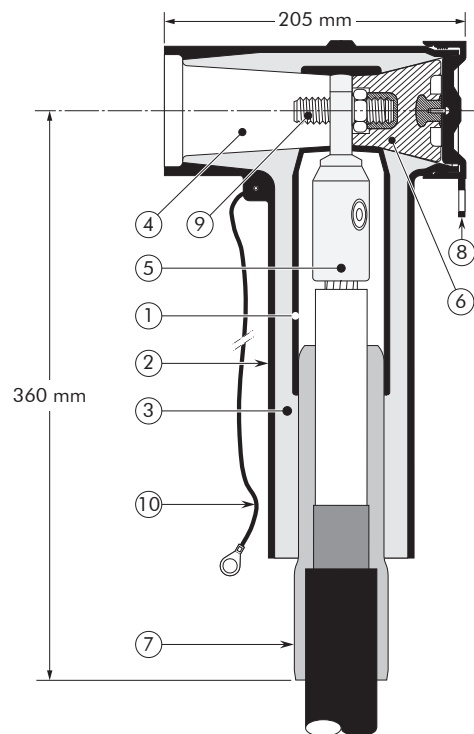
Separable connector comprising:

1. Conductive EPDM insert.
2. Conductive EPDM jacket.
3. Insulating EPDM layer moulded between the insert and the jacket.
4. Type E 5/8" interface as described by IEEE 386.
5. Conductor contact.
6. Basic insulating plug 858 BIPA (with VD point).
7. Cable reducer.
8. Conductive rubber cap.
9. Stud+flange nut 5/8".
10. Earthing lead.

The screen break design enables cable outer sheath testing without removing or dismantling the connector.

TECHNICAL CHARACTERISTICS

- The thick conductive EPDM jacket provides a total safe to touch screen which ensures safety for personnel.
- Each separable connector is tested for AC withstand and partial discharge prior to leaving the factory.



6/10 (12) kV
6.35/11 (12) kV
8.7/15 (17.5) kV
12/20 (24) kV
12.7/22 (24) kV
18/30 (36) kV
19/33 (36) kV
20.8/36 (42) kV

Up to 42 kV
Up to 800 A

EUROMOLD®

SPECIFICATIONS AND STANDARDS

The 784TB separable connector meets the requirements of CENELEC HD 629.1.

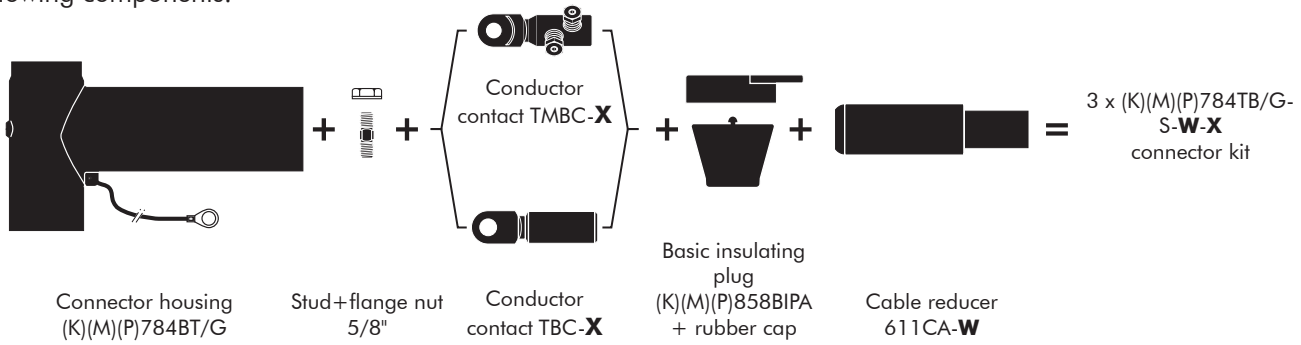
Separable connector type	Voltage U_m (kV)	Current I_r (A) When installed on an appropriate equipment bushing	Conductor sizes (mm ²)	
			min	max
784TB/G	12	800	50	630
K784TB/G	24	800	35	630
M784TB/G	36	800	35	630
P784TB/G	42	800	35	630

01/2022

KIT CONTENTS

The complete (K)(M)(P)784TB/G tee connector kit comprises 3x the following components:

The kit also comprises silicone grease, field control mastic, gloves, wipers, roll adhesive tape, installation instructions, venting rod and crimp chart.



ORDERING INSTRUCTIONS

To order the tee connector, select the ordering part number which gives you the best centring of your core insulation diameter and substitute **X** using table X, according to your conductor size and type. Add a 'K' for use up to 24 kV, add an 'M' for use up to 36 kV, add a 'P' for use up to 42 kV.

EXAMPLE:

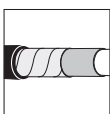
The copper wire screened cable is 36 kV, 240 mm² stranded aluminium with a diameter over core insulation of 37.0 mm. Order 3 x M784TB/G-S-32-240AL2.

TABLE W

Ordering part number	Dia. over core insulation (mm)	
	min	max
3 x 784TB/G-S-15-X	16.0	22.0
3 x 784TB/G-S-19-X	20.0	26.5
3 x 784TB/G-S-22-X	23.5	31.0
3 x 784TB/G-S-27-X	28.5	37.5
3 x 784TB/G-S-32-X	34.0	42.5
3 x 784TB/G-S-37-X	39.0	48.5
3 x 784TB/G-S-43-X	45.5	56.0

TABLE X

Conductor sizes (mm ²)	Aluminium conductor		Aluminium and copper conductor	Copper conductor
	DIN hexagonal	Deep indent	Bolted	DIN hexagonal
35	35AL2	35AL1		35UN2
50	50AL2	50AL1		50UN2
70	70AL2	70AL1		70UN2
95	95AL2	95AL1		95UN2
120	120AL2	120AL1		120UN2
150	150AL2	150AL1		150UN2
185	185AL2	185AL1		185UN2
240	240AL2	240AL1		240UN2
300	300AL2	300AL1		300UN2
400	400AL2	400AL1		400UN2
500	500AL2	500AL1		500UN2
630	630AL2	630AL1		630UN2



For use with copper tape screened cables. Order: Kit MT.



For use in potentially explosive atmospheres (for 12 kV max.). Order: -/ATEX.



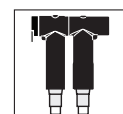
For use with other cable types. Please contact our representative.



For applications outdoors and in humid climate. Order: +MWS.



Components can be ordered individually.



Multiple cable arrangement possible. Please contact our representative.