

### APPLICATION

Separable coupling connector for dual cable arrangement. It has been designed to be used with 784TB separable tee connectors.

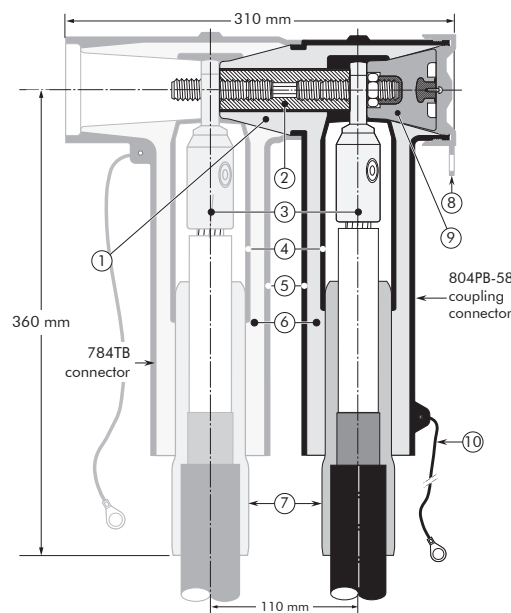
### TECHNICAL CHARACTERISTICS

- A thick conductive EPDM jacket provides a total safe to touch screen.
- Each separable connector is tested for AC withstand and partial discharge prior to leaving the factory.



### DESIGN

1. Interface designed to fit 784TB connector.
2. Contact rod type 5/8".
3. Conductor connector (hexagonal crimping, deep indent crimping or bolted).
4. Conductive EPDM insert.
5. Conductive EPDM jacket.
6. Insulating EPDM layer moulded between the insert and the jacket.
7. Cable reducer.
8. Conductive EPDM cap.
9. Basic insulating plug 858BIPA (with VD point).
10. Earthing lead.



6/10 (12) kV  
6.35/11 (12) kV  
8.7/15 (17.5) kV  
12/20 (24) kV  
12.7/22 (24) kV  
18/30 (36) kV  
19/33 (36) kV  
20.8/36 (42) kV

**Up to 42 kV**  
**1250 A**

**EUROMOLD®**

The screen break design enables cable outer sheath testing without removing or dismantling the connector.

### SPECIFICATIONS AND STANDARDS

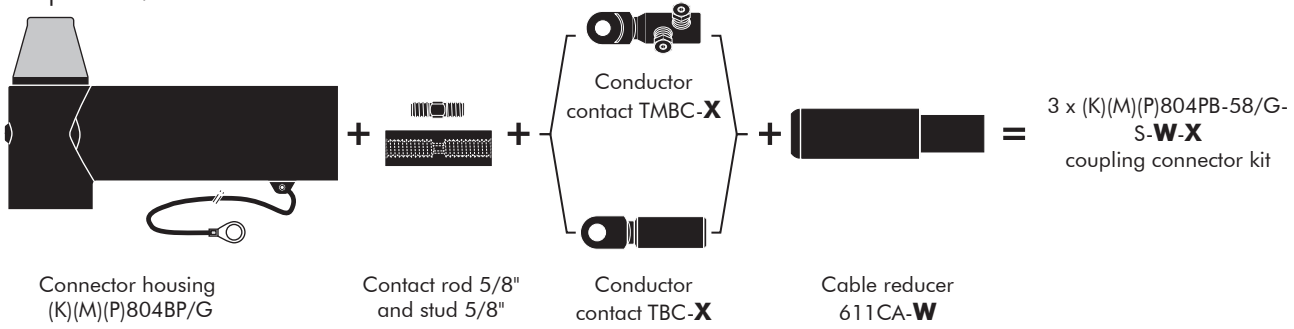
The 804PB-58 coupling connector meets the requirements of CENELEC HD 629.1.

Separable connector type	Voltage $U_m$ (kV)	Current $I_r$ (A)	Conductor sizes (mm <sup>2</sup> )	
			min	max
804PB-58/G	12	1250	50	630
K804PB-58/G	24	1250	35	630
M804PB-58/G	36	1250	35	630
P804PB-58/G	42	1250	35	630

01/2022

## KIT CONTENTS

The complete (K)(M)(P)804PB-S-58/G coupling connector kit comprises 3 x the following components:



The kit also comprises silicone grease, field control mastic, gloves, wipers, roll adhesive tape, installation instructions and crimp chart.

## ORDERING INSTRUCTIONS

To order the coupling connector, select the ordering part number which gives you the best centring of your core insulation diameter and substitute **X** using table X, according to your conductor size and type.

Add a 'K' for use up to 24 kV, add an 'M' for use up to 36 kV, add a 'P' for use up to 42 kV.

### Example:

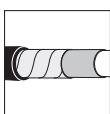
The copper wire screened cable is 36 kV, 240 mm<sup>2</sup> stranded aluminium with a diameter over core insulation of 37.0 mm. Order 3 x M804PB-58/G-S-32-240BI2 coupling connector kit.

TABLE W

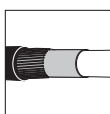
Ordering part number	Dia. over core insulation (mm)	
	min	max
3 x 804PB-58/G-S-15-X	16.0	22.0
3 x 804PB-58/G-S-19-X	20.0	26.5
3 x 804PB-58/G-S-22-X	23.5	31.0
3 x 804PB-58/G-S-27-X	28.5	37.5
3 x 804PB-58/G-S-32-X	34.0	42.5
3 x 804PB-58/G-S-37-X	39.0	48.5
3 x 804PB-58/G-S-43-X	45.5	56.0

TABLE X

Conductor sizes (mm <sup>2</sup> )	Aluminium conductor		Aluminium and copper conductor	Copper conductor
	DIN hexagonal	Deep indent	Bolted	DIN hexagonal
35	35BI2	35BI1		35CU2
50	50BI2	50BI1		50CU2
70	70BI2	70BI1		70CU2
95	95BI2	95BI1		95CU2
120	120BI2	120BI1		120CU2
150	150BI2	150BI1		150CU2
185	185BI2	185BI1		185CU2
240	240BI2	240BI1		240CU2
300	300BI2	300BI1		300CU2
400	400BI2	400BI1		400CU2
500	500BI2	500BI1		500CU2
630	-	630BI1		630CU2



For use with copper tape screened cables. Order: Kit MT.



For use with copper wire screened cables. No earthing device is necessary.



For use with other cable types. Please contact our representative.



For applications outdoors and in humid climate. Order: +MWS.



Components can be ordered individually.



For use in potentially explosive atmospheres (for 12 kV max). Add -/ATEX to part number.