



SECTION 04: UNIKLIP® CABLE TRAY SYSTEM

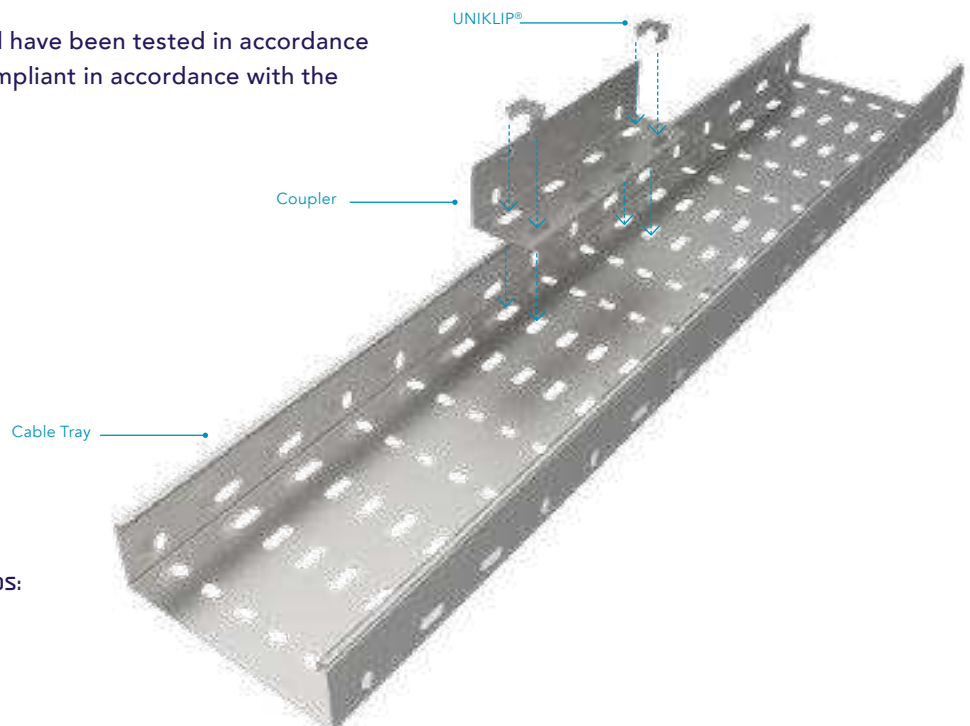


UNIKLIP® is our patented fast-fitting solution for cable tray installation. Based on the reliable strength and quality of Unitrunk, UNIKLIP® Cable Tray System has been engineered with enhanced speed of installation and ease of use, to provide a commercial advantage in a market where time efficiency is imperative.

Unitrunk's UNIKLIP® System for Cable Tray includes light, medium and heavy duty profile with Klip perforations (also compatible with traditional means of installation if required).

The UNIKLIP® range is produced in pre-galvanised mild steel to BS EN 10346:2015. It is compatible with tray widths up to and including size 600mm.

Our trays conform to BS EN 61537 and have been tested in accordance with BS EN 61537. Earth continuity compliant in accordance with the requirements of BS EN 61537.



ACCREDITED TO THE FOLLOWING STANDARDS:



UNIKLIP® CABLE TRAY SYSTEMS

04


Light Duty Cable Tray

(in accordance with BS 61537)

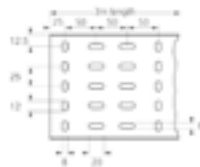
All light duty tray lengths up to and including KLLD225T come complete with one swaged end for ease of coupling and to eliminate the need for couplers. KLLD300T and above require the use of couplers. A range of gauges are available on request.



Swaged joint



| Part Code | Tray Width (mm) |
|-----------|-----------------|
| KLLD50T | 50 |
| KLLD75T | 75 |
| KLLD100T | 100 |
| KLLD150T | 150 |
| KLLD225T | 225 |
| KLLD300T | 300 |
| KLLD450T | 450 |
| KLLD600T | 600 |



13.5mm on 50-225mm width



21.5mm on 300-900mm width



Available finishes include:

Pre-galvanised to BS EN 10346:2015 (standard references throughout brochure).
Powder coated (Prefix reference with CP).

UNIKLIP®



| Part Code | Qty. |
|-----------|------|
| KLIP4 | 4 |
| KLIP6 | 6 |
| KLIP8 | 8 |

Sold in packs of 4, 6 or 8. UNIKLIP is supplied with fittings and couplers.

Earth Link



| Part Code | Description |
|-----------|---------------|
| CES | Plain Copper |
| TCES | Tinned Copper |
| EBS100 | M6 Braid |

Fish Plate



| Part Code | Length (mm) |
|------------|-------------|
| FP 150-600 | 200 |

Fish Plate Coupler



| Part Code | Length (mm) |
|-----------------|-------------|
| KLLD/FPC 50-600 | 200 |

Straight Coupler



| Part Code | |
|-----------|--|
| KLLD/SC | Sold in pairs, complete with UNIKLIP® fixings. |

UNIKLIP® CABLE TRAY SYSTEMS


Flat 90° Bend

Part Code

KLLD 50 - 600FB90

| Size | 50 | 75 | 100 | 150 | 225 | 300 | 450 | 600 |
|------|-----|-----|-----|-----|-----|-----|-----|-----|
| X | 125 | 150 | 175 | 225 | 300 | 400 | 550 | 700 |
| Y | 213 | 238 | 263 | 313 | 388 | 488 | 638 | 788 |
| Z | 106 | 106 | 106 | 106 | 106 | 142 | 142 | 142 |
| R | 75 | 75 | 75 | 75 | 75 | 100 | 100 | 100 |

R: Radius



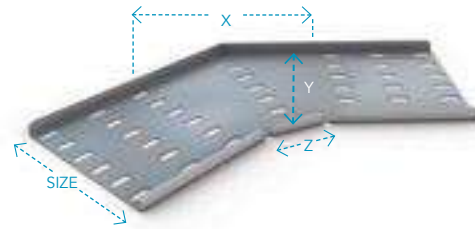
Flat 45° Bend

Part Code

KLLD 50 - 600FB45

| Size | 50 | 75 | 100 | 150 | 225 | 300 | 450 | 600 |
|------|----|-----|-----|-----|-----|-----|-----|-----|
| X | 88 | 106 | 124 | 159 | 212 | 283 | 389 | 495 |
| Y | 72 | 97 | 122 | 172 | 247 | 329 | 479 | 629 |
| Z | 58 | 58 | 58 | 58 | 58 | 77 | 77 | 77 |
| R | 75 | 75 | 75 | 75 | 75 | 100 | 100 | 100 |

R: Radius




Flat Equal Tee

Part Code

KLLD 50 - 600ET

| Size | 50 | 75 | 100 | 150 | 225 | 300 | 450 | 600 |
|------|-----|-----|-----|-----|-----|-----|-----|-----|
| X | 196 | 221 | 246 | 296 | 371 | 446 | 596 | 746 |
| Y | 123 | 148 | 173 | 223 | 298 | 373 | 523 | 673 |
| Z | 106 | 106 | 106 | 106 | 106 | 106 | 106 | 106 |
| R | 75 | 75 | 75 | 75 | 75 | 75 | 75 | 75 |

R: Radius




Flat 4 Way Equal Intersection

Part Code

KLLD 50 - 600FW

| Size | 50 | 75 | 100 | 150 | 225 | 300 | 450 | 600 |
|------|-----|-----|-----|-----|-----|-----|-----|-----|
| X | 200 | 225 | 250 | 300 | 375 | 450 | 600 | 750 |
| Z | 106 | 106 | 106 | 106 | 106 | 106 | 106 | 106 |
| R | 75 | 75 | 75 | 75 | 75 | 75 | 75 | 75 |

R: Radius




Reducer

Part Code

Length (mm)

| | |
|---------|-----|
| KLLD/SR | 250 |
|---------|-----|

Please state sizes required.



UNIKLIP® CABLE TRAY SYSTEMS

04

Variable Riser

| Part Code | Tray Width (mm) |
|-----------|-----------------|
| KLLD50VR | 50 |
| KLLD75VR | 75 |
| KLLD100VR | 100 |
| KLLD150VR | 150 |
| KLLD225VR | 225 |
| KLLD300VR | 300 |
| KLLD450VR | 450 |

Standard radius: 300mm




Outside Riser

| Part Code | Standard Radius (mm) |
|------------|----------------------|
| KLLD 600ER | 300 |

| Size | 600 |
|------|-----|
| X | 314 |

600 will be supplied formed at 90°




Inside Riser

| Part Code | Standard Radius (mm) |
|------------|----------------------|
| KLLD 600IR | 300 |


| Size | 600 |
|------|-----|
| X | 300 |

600 will be supplied formed at 90°



Cable Tray Lighting Accessories

See pg 71 for a full range of Lighting Accessories compatible with Cable Tray Systems.



QuickFix Trunking

QuickFix Multi Compartment Trunking

Lighting Trunking

Uniklip Cable Tray

Speedway Cable Ladder Pre-Galv. Cable Ladder

Cable Basket

Channel & Support

Floor Trunking

Bench Outlet & Perimeter Trunking

Steel Conduit (Class 4)

Innovative Design Solutions

Accessories & Supports

Index

UNIKLIP® CABLE TRAY SYSTEMS

Medium Duty Cable Tray

(in accordance with BS 61537)

| Part Code | Tray Width (mm) |
|-----------|-----------------|
| KLMR50T | 50 |
| KLMR75T | 75 |
| KLMR100T | 100 |
| KLMR150T | 150 |
| KLMR225T | 225 |
| KLMR300T | 300 |
| KLMR450T | 450 |
| KLMR600T | 600 |

Available finishes include:
 Pre-galvanised to BS EN 10346:2015
 (standard references throughout brochure).
 Powder coated (prefix reference with CP).



UNIKLIP®



| Part Code | Qty. |
|-----------|------|
| KLIP4 | 4 |
| KLIP6 | 6 |
| KLIP8 | 8 |

Sold in packs of 4, 6 or 8.
 UNIKLIP is supplied with fittings and couplers.

Tray Divider



| Part Code | Length (mm) |
|-----------|-------------|
| KLMR/DF | 3000 |

Tray to Channel Klip



| Part Code |
|-----------|
| CHTR 25 |

Sold individually.

Fish Plate



| Part Code | Length (mm) |
|------------|-------------|
| FP 150-600 | 200 |

Fish Plate Coupler



| Part Code | Length (mm) |
|-----------------|-------------|
| KLMR/FPC 50-600 | 200 |

Straight Coupler



| Part Code | Length (mm) |
|-----------|-------------|
| KLMR/SC | 200 |

Sold in pairs, complete with UNIKLIP® fixings.

UNIKLIP® CABLE TRAY SYSTEMS


04

Flat 90° Bend

Part Code

KLMR 50 - 600FB90 R: Radius

| Size | 50 | 75 | 100 | 150 | 225 | 300 | 450 | 600 |
|------|-----|-----|-----|-----|-----|-----|-----|-----|
| X | 125 | 150 | 175 | 225 | 300 | 400 | 550 | 700 |
| Y | 213 | 238 | 263 | 313 | 388 | 488 | 638 | 788 |
| Z | 106 | 106 | 106 | 106 | 106 | 142 | 142 | 142 |
| R | 75 | 75 | 75 | 75 | 75 | 100 | 100 | 100 |




Flat 45° Bend

Part Code

KLMR 50 - 600FB45 R: Radius

| Size | 50 | 75 | 100 | 150 | 225 | 300 | 450 | 600 |
|------|----|-----|-----|-----|-----|-----|-----|-----|
| X | 88 | 106 | 124 | 159 | 212 | 283 | 389 | 495 |
| Y | 72 | 97 | 122 | 172 | 247 | 329 | 479 | 629 |
| Z | 58 | 58 | 58 | 58 | 58 | 77 | 77 | 77 |
| R | 75 | 75 | 75 | 75 | 75 | 100 | 100 | 100 |




Flat Equal Tee

Part Code

KLMR 50 - 600ET R: Radius

| Size | 50 | 75 | 100 | 150 | 225 | 300 | 450 | 600 |
|------|-----|-----|-----|-----|-----|-----|-----|-----|
| X | 196 | 221 | 246 | 296 | 371 | 446 | 596 | 746 |
| Y | 123 | 148 | 173 | 223 | 298 | 373 | 523 | 673 |
| Z | 106 | 106 | 106 | 106 | 106 | 106 | 106 | 106 |
| R | 75 | 75 | 75 | 75 | 75 | 75 | 75 | 75 |




Flat 4 Way Equal Intersection

Part Code

KLMR 50 - 600FW R: Radius


| Size | 50 | 75 | 100 | 150 | 225 | 300 | 450 | 600 |
|------|-----|-----|-----|-----|-----|-----|-----|-----|
| X | 200 | 225 | 250 | 300 | 375 | 450 | 600 | 750 |
| Z | 106 | 106 | 106 | 106 | 106 | 106 | 106 | 106 |
| R | 75 | 75 | 75 | 75 | 75 | 75 | 75 | 75 |



Reducer

| Part Code | Assembly space (mm) |
|-----------|---------------------|
| KLMR/SR | 250 |

Please state sizes required.



QuickFix Trunking

QuickFix Multi Compartment Trunking

Lighting Trunking

Uniklip Cable Tray

Speedway Cable Ladder Pre-Galv. Cable Ladder

Cable Basket

Channel & Support

Floor Trunking

Bench Outlet & Perimeter Trunking

Steel Conduit (Class 4)

Innovative Design Solutions

Accessories & Supports

Index

UNIKLIP® CABLE TRAY SYSTEMS

Variable Riser


(in accordance with BS 61537)

| Part Code | Tray Width (mm) |
|-----------|-----------------|
| KLMR50VR | 50 |
| KLMR75VR | 75 |
| KLMR100VR | 100 |
| KLMR150VR | 150 |
| KLMR225VR | 225 |
| KLMR300VR | 300 |
| KLMR450VR | 450 |

Standard radius: 300mm



Outside Riser




| Part Code | Standard Radius (mm) |
|-------------|----------------------|
| KLMR600ER90 | 300 |

| Size | 600 |
|------|-----|
| X | 326 |

600mm will be supplied formed at 90°

Inside Riser

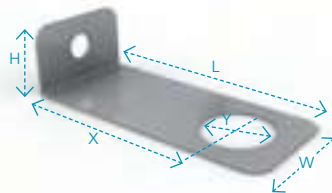


| Part Code | Standard Radius (mm) |
|-------------|----------------------|
| KLMR600IR90 | 300 |

| Size | 600 |
|------|-----|
| X | 300 |

600mm will be supplied formed at 90°


Conduit Take-off Plate



| Part Code | H | L | W | X | Y |
|-----------|----|----|----|----|----|
| TRCB20 | 20 | 90 | 40 | 70 | 20 |
| TRCB25 | 20 | 90 | 40 | 70 | 25 |

Suitable For Light/Medium/Heavy Tray.

Adjustable Tray Extension



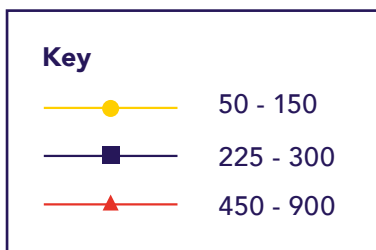
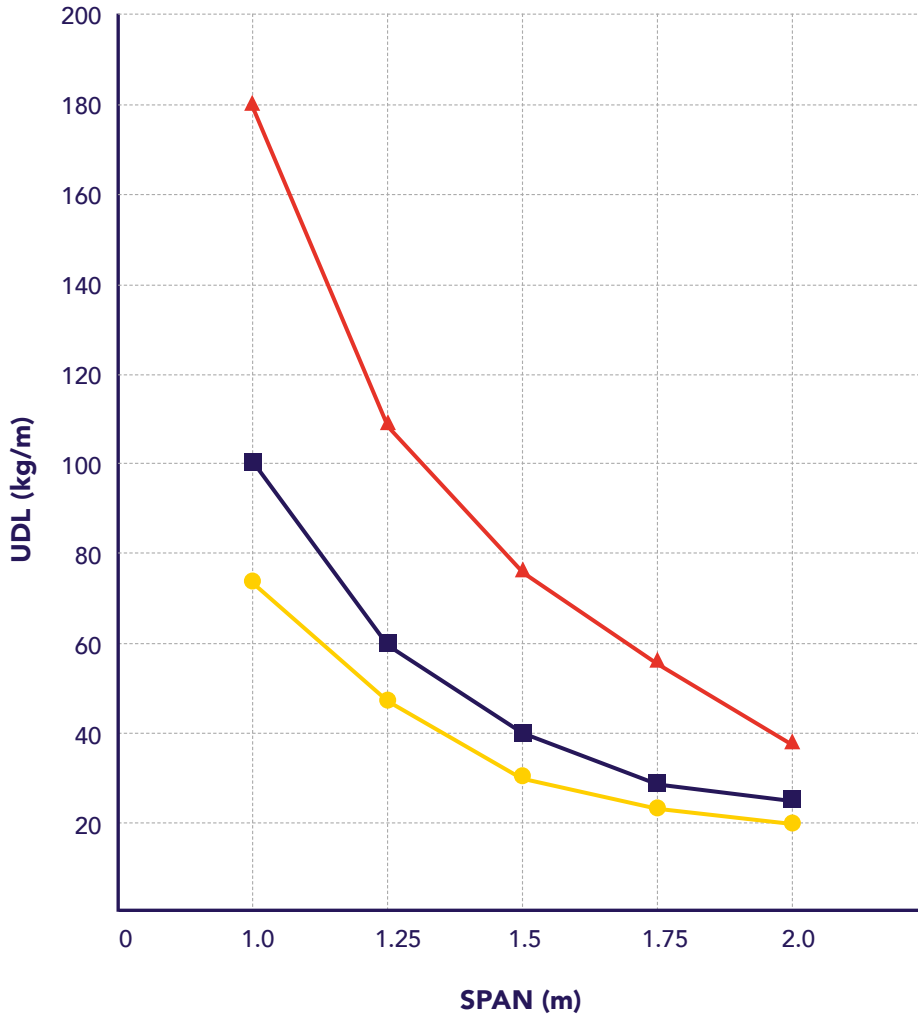
| Part Code |
|-----------|
| KLMRATE |

Made to order item.
Other lengths available on request.

UNIKLIP® CABLE TRAY SYSTEMS

04

LOADING DATA FOR ALL UNITRUNK MR CABLE TRAY SYSTEMS



- QuickFix Trunking
- QuickFix Multi Compartment Trunking
- Lighting Trunking
- Uniklip Cable Tray**
- Speedway Cable Ladder Pre-Galv. Cable Ladder
- Cable Basket
- Channel & Support
- Floor Trunking
- Bench Outlet & Perimeter Trunking
- Steel Conduit (Class 4)
- Innovative Design Solutions
- Accessories & Supports
- Index

UNIKLIP® CABLE TRAY SYSTEMS

Heavy Duty Cable Tray

(in accordance with BS 61537)

| Ref. | Tray Width (mm) |
|----------|-----------------|
| KLHR50T | 50 |
| KLHR75T | 75 |
| KLHR100T | 100 |
| KLHR150T | 150 |
| KLHR225T | 225 |
| KLHR300T | 300 |
| KLHR450T | 450 |
| KLHR600T | 600 |

Available finishes include:
 Pre-galvanised to BS EN 10346:2015
 (standard references throughout brochure).
 Powder coated (prefix reference with CP).



UNIKLIP®



| Part Code | Qty. |
|-----------|------|
| KLIP4 | 4 |
| KLIP6 | 6 |
| KLIP8 | 8 |

Sold in packs of 4, 6 or 8.
 UNIKLIP is supplied with fittings and couplers.

Tray Divider



| Part Code | Length (mm) |
|-----------|-------------|
| KLHR/DF | 3000 |

Tray to Channel Klip



| Part Code | Qty. |
|-----------|--------------------|
| CHTR 50 | Sold individually. |

Fish Plate



| Part Code | Length (mm) |
|------------|-------------|
| FP 150-600 | 200 |

Fish Plate Coupler



| Part Code | Length (mm) |
|-----------------|-------------|
| KLHR/FPC 50-600 | 200 |

Straight Coupler



| Part Code | Length (mm) | Qty. |
|-----------|-------------|----------------|
| KLHR/SC | 200 | Sold in pairs. |


UNIKLIP® CABLE TRAY SYSTEMS

04

Flat 90° Bend

| Part Code | |
|-------------------|--|
| KLHR 50 - 600FB90 | |

| Size | 50 | 75 | 100 | 150 | 225 | 300 | 450 | 600 |
|------|-----|-----|-----|-----|-----|-----|-----|-----|
| X | 125 | 150 | 175 | 225 | 300 | 400 | 550 | 700 |
| Y | 213 | 238 | 263 | 313 | 388 | 488 | 638 | 788 |
| Z | 106 | 106 | 106 | 106 | 106 | 142 | 142 | 142 |
| R | 75 | 75 | 75 | 75 | 75 | 100 | 100 | 100 |




R: Radius

Flat 45° Bend

| Part Code | |
|-------------------|--|
| KLHR 50 - 600FB45 | |

| Size | 50 | 75 | 100 | 150 | 225 | 300 | 450 | 600 |
|------|----|-----|-----|-----|-----|-----|-----|-----|
| X | 88 | 106 | 124 | 159 | 212 | 283 | 389 | 495 |
| Y | 72 | 97 | 122 | 172 | 247 | 329 | 479 | 629 |
| Z | 58 | 58 | 58 | 58 | 58 | 77 | 77 | 77 |
| R | 75 | 75 | 75 | 75 | 75 | 100 | 100 | 100 |




R: Radius

Flat Equal Tee

| Part Code | |
|-----------------|--|
| KLHR 50 - 600ET | |

| Size | 50 | 75 | 100 | 150 | 225 | 300 | 450 | 600 |
|------|-----|-----|-----|-----|-----|-----|-----|-----|
| X | 196 | 221 | 246 | 296 | 371 | 446 | 596 | 746 |
| Y | 123 | 148 | 173 | 223 | 298 | 373 | 523 | 673 |
| Z | 106 | 106 | 106 | 106 | 106 | 106 | 106 | 106 |
| R | 75 | 75 | 75 | 75 | 75 | 75 | 75 | 75 |




R: Radius

Flat 4 Way Equal Intersection

| Part Code | |
|-----------------|--|
| KLHR 50 - 600FW | |

| Size | 50 | 75 | 100 | 150 | 225 | 300 | 450 | 600 |
|------|-----|-----|-----|-----|-----|-----|-----|-----|
| X | 200 | 225 | 250 | 300 | 375 | 450 | 600 | 750 |
| Z | 106 | 106 | 106 | 106 | 106 | 106 | 106 | 106 |
| R | 75 | 75 | 75 | 75 | 75 | 75 | 75 | 75 |




R: Radius

Reducer

| Part Code | Assembly space (mm) |
|-----------|---------------------|
| KLHR/SR | 250 |

Please state sizes required.



QuickFix Trunking

QuickFix Multi Compartment Trunking

Lighting Trunking

Uniklip Cable Tray

Speedway Cable Ladder Pre-Galv. Cable Ladder

Cable Basket

Channel & Support

Floor Trunking

Bench Outlet & Perimeter Trunking

Steel Conduit (Class 4)

Innovative Design Solutions

Accessories & Supports

Index

UNIKLIP® CABLE TRAY SYSTEMS


Variable Riser

| Part Code | Tray Width (mm) |
|-----------|-----------------|
| KLHR50VR | 50 |
| KLHR75VR | 75 |
| KLHR100VR | 100 |
| KLHR150VR | 150 |
| KLHR225VR | 225 |
| KLHR300VR | 300 |
| KLHR450VR | 450 |

Standard radius: 300mm.



Outside Riser




| Part Code | Standard Radius (mm) |
|------------|----------------------|
| KLHR 600ER | 300 |

| Size | 600 |
|------|-----|
| X | 350 |

600mm will be supplied formed at 90°

Inside Riser

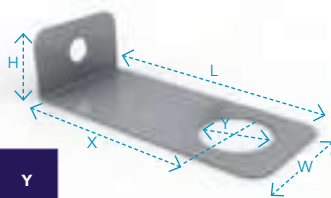


| Part Code | Standard Radius (mm) |
|-----------|----------------------|
| KLHR600IR | 300 |

| Size | 600 |
|------|-----|
| X | 300 |

600mm will be supplied formed at 90°

Conduit Take-off Plate



| Part Code | H | L | W | X | Y |
|-----------|----|----|----|----|----|
| TRCB20 | 20 | 90 | 40 | 70 | 20 |
| TRCB25 | 20 | 90 | 40 | 70 | 25 |

Suitable For Light/Medium/Heavy Tray.




Adjustable Tray Extension

| Part Code |
|-----------|
| KLHRATE |

| Size | Adjustable Length Ranges | | |
|------|--------------------------|-----------|------------|
| 50 | 300 - 450 | 500 - 800 | 750 - 1200 |
| 75 | 300 - 450 | 500 - 800 | 750 - 1200 |
| 100 | 300 - 450 | 500 - 800 | 750 - 1200 |
| 150 | 300 - 450 | 500 - 800 | 750 - 1200 |
| 225 | 300 - 450 | 500 - 800 | 750 - 1200 |
| 300 | 300 - 450 | 500 - 800 | 750 - 1200 |
| 450 | 300 - 450 | 500 - 800 | 750 - 1200 |
| 600 | 300 - 450 | 500 - 800 | 750 - 1200 |

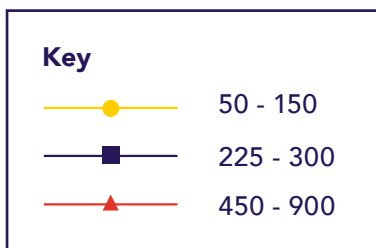
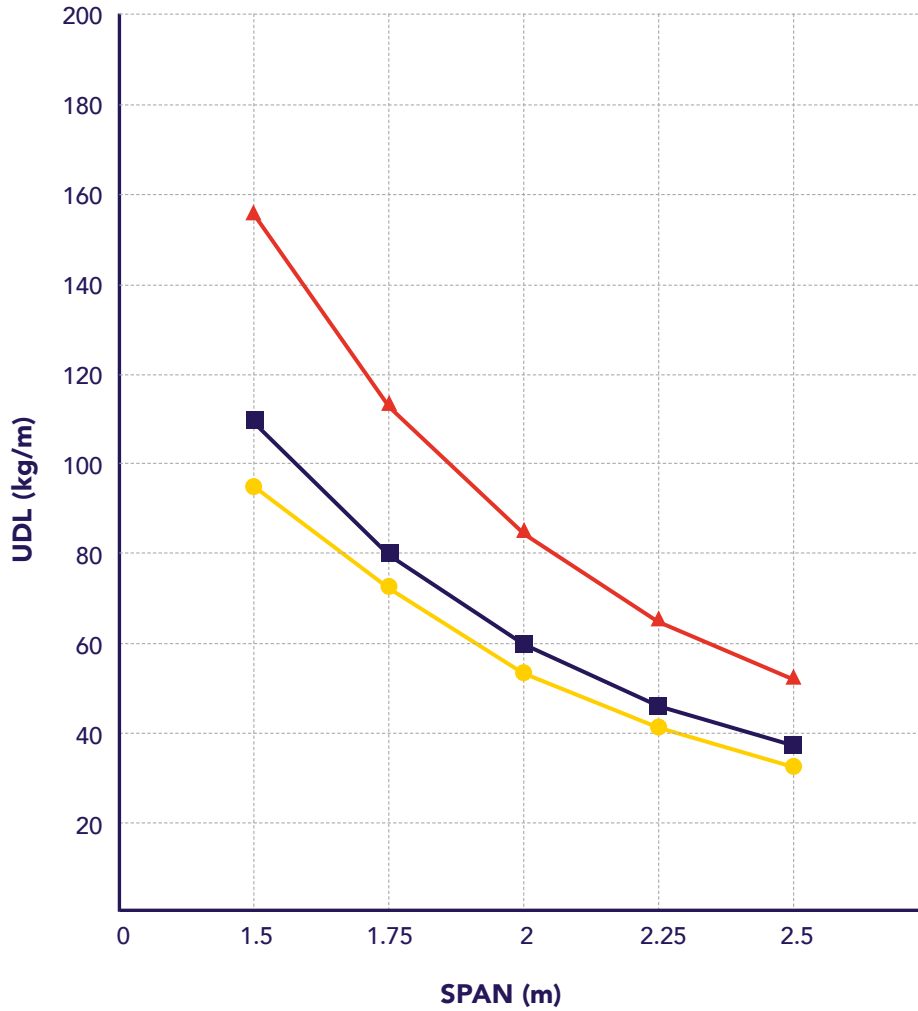
Made to order item.
Other lengths available on request.



UNIKLIP® CABLE TRAY SYSTEMS

04

LOADING DATA FOR ALL UNITRUNK HR CABLE TRAY SYSTEMS



QuickFix Trunking

QuickFix Multi Compartment Trunking

Lighting Trunking

Uniklip Cable Tray

Speedway Cable Ladder Pre-Galv. Cable Ladder

Cable Basket

Channel & Support

Floor Trunking

Bench Outlet & Perimeter Trunking

Steel Conduit (Class 4)

Innovative Design Solutions

Accessories & Supports

Index

UNIKLIP® CABLE TRAY SYSTEMS

Covers & Brackets

The UNIKLIP® Cable Tray range is complimented by an extensive range of covers. Covers are available to suit the UNIKLIP® medium duty and UNIKLIP® heavy duty cable tray systems. Covers are used with cable tray to provide mechanical and environmental protection for cables and other items installed on the cable tray. Covers can be installed as either closed (non-ventilated, close-fitting) or ventilated (plain raised cover) depending on the type of cover fixing kit supplied with each cover.

Covers for straight UNIKLIP® Cable Tray are available in non-standard gauges to suit particular site installation requirements, consult our Sales Team for details.

Ventilated covers for UNIKLIP® medium duty return flange cable tray have a ventilation gap of 21mm. Ventilated covers for UNIKLIP® heavy duty return flange cable tray have a ventilation gap of 24mm.

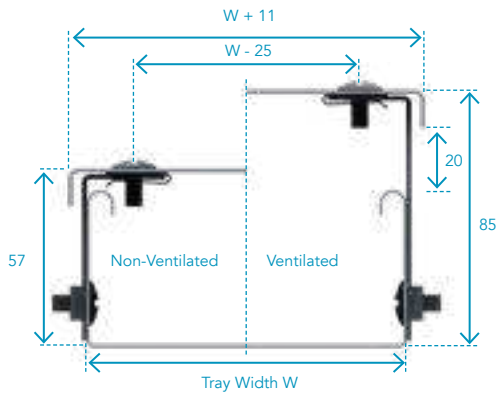


Straight Cable Tray
Ventilated (Raised) Cover

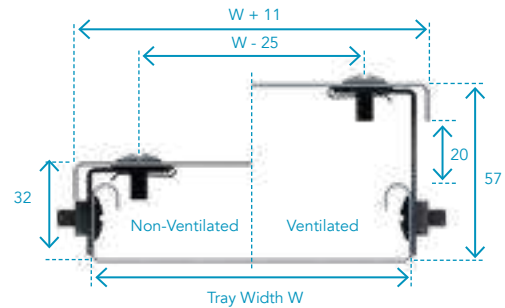


Straight Cable Tray Closed
(Non-Ventilated) Cover

Heavy Duty Cable Tray Covers



Medium Duty Cable Tray Covers



UNIKLIP® CABLE TRAY SYSTEMS

04

Cover Fixing Kits

UNIKLIP® Cable Tray Covers are supplied as complete kits with all necessary fixings. Each fixing kit comprises of a component lid, cover fixing bracket, a corrosion resistant M6 spire clip, two M6 screws and one M6 nut.

The general method of assembly for the UNIKLIP® cable tray cover is shown below. This method is common to both medium and heavy duty cable trays, and to cable tray fittings.



UNIKLIP® Cable Tray Cover Ordering Code Guide

STEP 1: Product Finish

| |
|--------------------------|
| PG Pre-Galvanised |
| *has no code prefix |

STEP 2: Ventilation

| Code | Cover Type |
|------|--------------------|
| UC | Unventilated Cover |
| VC | Ventilated Cover |

STEP 3: Tray Side Wall

| Code | Cover Type |
|------|-------------|
| MR | Medium Duty |
| HR | Heavy Duty |

STEP 4: Tray Width

| Code | Tray Width (mm) |
|------|-----------------|
| 50 | 50 |
| 75 | 75 |
| 100 | 100 |
| 150 | 150 |
| 225 | 225 |
| 300 | 300 |
| 450 | 450 |
| 600 | 600 |

STEP 5: Product Type

| Code | Product Type |
|------|----------------------|
| T | Cable Tray |
| FB90 | Flat Bend 90° |
| FB45 | Flat Bend 45° |
| ET | Equal Tee |
| FW | Fourway Intersection |
| ER90 | External Riser 90° |
| IR90 | Internal Riser 90° |
| ER45 | External Riser 45° |
| IR45 | Internal Riser 45° |
| SR | Reducer |

Example Ordering

- Pre-galv. Unventilated
- Medium Duty
- 100mm Wide
- Equal Tee

UCMR100ET

If you require specialist or bespoke products, or can't find the product specification you need, please contact one of our regional offices for assistance.


UNIKLIP® CABLE TRAY SYSTEMS

Straight Tray Covers

Unitrunk straight tray covers are 3m in length and are available in widths of 50mm to 900mm as standard. Covers are common for both closed and ventilated applications.

Straight Tray Covers - Dimensions & Weights

| Ref. | Tray Width (mm) | Width - Wc (mm) | Height - Hc (mm) | Weight (kg) |
|--------|-----------------|-----------------|------------------|-------------|
| CR50T | 50 | 61 | 11.9 | 2.51 |
| CR75T | 75 | 86 | 11.9 | 3.17 |
| CR100T | 100 | 111 | 11.9 | 3.92 |
| CR150T | 150 | 161 | 11.9 | 5.43 |
| CR225T | 225 | 236 | 11.9 | 7.70 |
| CR300T | 300 | 311 | 12.2 | 9.96 |
| CR450T | 450 | 461 | 12.5 | 18.13 |
| CR600T | 600 | 611 | 12.5 | 23.78 |
| CR750T | 750 | 761 | 12.5 | 29.47 |
| CR900T | 900 | 911 | 12.5 | 35.12 |



Weights shown are for standard pre-galvanised finish .

Cable Tray Fitting Covers

Unitrunk cable tray fitting covers are available in widths of 50mm to 900mm as standard. Covers are common for both closed and ventilated applications.



Cover Fixing Kits


Covers for straight cable tray and cable tray fittings are supplied with the appropriate number of cover fixing kits as follows.

Each cover fixing kit is supplied with the appropriate cover fixing bracket for either a non-ventilated cover or ventilated cover based on the part number ordered. (For dimensions of the cover fixing brackets please see table).

Cover Fixing Kit Requirements

| Tray & Fitting Type | Width (mm) | | |
|---------------------|------------|---------|---------|
| | 50-150 | 225-450 | 600-900 |
| Straight Tray | 6 | 6 | 6 |
| 90° Flat Elbows | 3 | 4 | 6 |
| 60° Flat Elbows | 3 | 4 | 6 |
| 45° Flat Elbows | 3 | 3 | 3 |
| 30° Flat Elbows | 3 | 3 | 3 |
| Inside Risers | 4 | 4 | 4 |
| Outside Risers | 4 | 4 | 4 |
| Equal Tees | 3 | 4 | 5 |
| Unequal Tees* | 3 | 4 | 5 |
| Equal Crosses | 4 | 4 | 4 |
| Reducers | 4 | 4 | 4 |

*Based on largest branch size



| Part Code | Cover Type | Bracket Height Hb (mm) |
|-----------|-------------------------------|------------------------|
| BKT28-KIT | Medium duty closed covers | 28 |
| BKT53-KIT | Medium duty ventilated covers | 53 |
| BKT53-KIT | Heavy duty closed covers | 53 |
| BKT78-KIT | Heavy duty ventilated covers | 78 |

UNIKLIP® CABLE TRAY SYSTEMS

04

Tray Overhead Hangers



| Part Code | Width (mm) |
|------------|------------|
| OH50-OH300 | 50 - 300 |

Suitable for Light/Medium/Heavy Duty Cable Tray.


Vertical Adjustable Coupler



| Part Code | Suitable for |
|-----------|--------------|
| KLMRVAC | Medium Duty |
| KLHRVAC | Heavy Duty |

Sold in pairs to suit MR and HR Tray.

Stand-off Bracket



| Part Code |
|--------------|
| SOB50-SOB600 |

| Size | 50 | 75 | 100 | 150 | 225 | 300 | 450 | 600 |
|------|----|----|-----|-----|-----|-----|-----|-----|
| | | | | | | | | |

Available finishes include:
 Pre-galvanised to BS EN 10346:2015 (standard references throughout brochure).
 Powder coated (prefix reference with CP).

Cantilever Arm



| Part Code |
|-----------|
| KLCARM |

| Size | 50 | 75 | 100 | 150 | 225 | 300 | 450 |
|------|----|----|-----|-----|-----|-----|-----|
| | | | | | | | |

Fitting to Fitting Adapter

Used to connect one cable tray fitting directly onto another cable tray fitting.



| Part Code | Suitable for |
|-----------|--------------|
| KLLDFFA | Light Duty |
| KLMRFFA | Medium Duty |
| KLHRFFA | Heavy Duty |

| Size | 50 | 75 | 100 | 150 | 225 | 300 | 450 | 600 |
|------|----|----|-----|-----|-----|-----|-----|-----|
| | | | | | | | | |

QuickFix Trunking

QuickFix Multi Compartment Trunking

Lighting Trunking

Uniklip Cable Tray

Speedway Cable Ladder Pre-Galv. Cable Ladder

Cable Basket

Channel & Support

Floor Trunking

Bench Outlet & Perimeter Trunking

Steel Conduit (Class 4)

Innovative Design Solutions

Accessories & Supports

Index



UNITRUNK

SECTION 04: CABLE TRAY SYSTEMS

Unitrunk's range of Cable Tray Systems has been developed to suit the demands of an ever-changing market. State of the art technology has developed our production facility which is able to respond quickly to the demands of the market, making Unitrunk one of the most advanced companies in the industry.

Unitrunk Cable Tray Systems consist of light, medium and heavy duty pattern with standard perforations. The requirements of a cable tray finish can vary, depending upon the situation, from being purely cosmetic to being capable of providing protection in the most corrosive environments.

Unitrunk Cable Tray is produced in pre-galvanised mild steel to BS EN 10346:2015 or galvanized in accordance with BS EN ISO1461. All our trays conform to BS 61537:2007. A wide range of materials and finishes is available on request.



ACCREDITED TO THE FOLLOWING STANDARDS:



CABLE TRAY SYSTEMS

Light Duty Cable Tray

(in accordance with BS 61537)

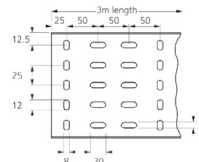
All light duty tray lengths up to and including LD225T are supplied with an inwards swage on one end, to eliminate the need for couplers. LD300T and above require the use of couplers. A range of gauges are available on request.

| Part Code | Tray Width (mm) |
|-----------|-----------------|
| LD50T | 50 |
| LD75T | 75 |
| LD100T | 100 |
| LD150T | 150 |
| LD225T | 225 |
| LD300T | 300 |
| LD450T | 450 |
| LD600T | 600 |
| LD750T | 750 |
| LD900T | 900 |

Available across this size range

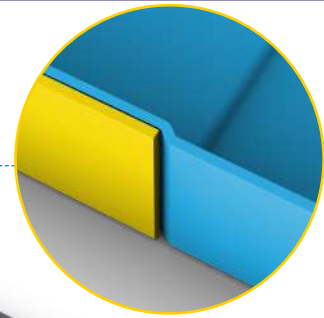
ZM
GX
SS
GA

PG CP
750-900 only



21.5mm on 300-900mm width 13.5mm on 50-225mm width

If you require 50 - 600 in PG CP please refer to the UNIKLIP Cable Tray section on page 42



Straight Coupler



| Part Code | Length (mm) |
|-----------|-------------|
| LD/SC | 161 |

Sold in pairs.

Fish Plate



| Part Code | Length (mm) |
|------------|-------------------------|
| FP 225-900 | Width dimension less 52 |

Earth Link



| Part Code | Description |
|-----------|---------------|
| CES | Plain Copper |
| TCES | Tinned Copper |
| EBS100 | M6 Braid |

Cranked Coupler



| Part Code |
|-----------|
| LD/CC |

Sold in pairs.

Reducer



| Part Code | Length (mm) |
|-----------|-------------|
| LD-SR | 250 |

Please state sizes required.

Nuts & Bolts



| Part Code |
|-----------|
| M6X12 |

Order separately.

Flat 90° Bend


| Part Code |
|---------------|
| LD 50-900FB90 |

Available across this size range

ZM GX SS GA

PG CP
750-900 only

| Size | 50 | 75 | 100 | 150 | 225 | 300 | 450 | 600 | 750 | 900 |
|------|-----|-----|-----|-----|-----|-----|-----|-----|-----|------|
| X | 126 | 151 | 175 | 225 | 375 | 450 | 600 | 750 | 900 | 1058 |
| Y | 166 | 191 | 215 | 265 | 415 | 490 | 640 | 790 | 940 | 1098 |
| Z | 107 | 107 | 107 | 107 | 211 | 211 | 211 | 211 | 211 | 211 |



If you require 50 - 600 in PG CP please refer to the UNIKLIP Cable Tray section on page 42

CABLE TRAY SYSTEMS

Flat 45° Bend

If you require 50 - 600 in please refer to the **UNIKLIP** Cable Tray section on page 42

Part Code
LD 50-900FB45

Available across this size range

| Size | 50 | 75 | 100 | 150 | 225 | 300 | 450 | 600 | 750 | 900 |
|------|----|----|-----|-----|-----|-----|-----|-----|-----|-----|
| X | 66 | 93 | 120 | 174 | 268 | 344 | 510 | 673 | 835 | 998 |
| Y | 52 | 63 | 73 | 94 | 155 | 187 | 249 | 311 | 373 | 435 |
| Z | 58 | 58 | 58 | 58 | 115 | 115 | 115 | 115 | 115 | 115 |

750-900 only

Flat 4 Way Equal Intersection

If you require 50 - 600 in please refer to the **UNIKLIP** Cable Tray section on page 42

Part Code
LD 50-900FW

Available across this size range

| Size | 50 | 75 | 100 | 150 | 225 | 300 | 450 | 600 | 750 | 900 |
|------|-----|-----|-----|-----|-----|-----|-----|------|------|------|
| X | 177 | 213 | 249 | 320 | 532 | 637 | 850 | 1062 | 1274 | 1486 |
| Y | 177 | 213 | 249 | 320 | 532 | 637 | 850 | 1062 | 1274 | 1486 |
| Z | 107 | 107 | 107 | 107 | 211 | 211 | 211 | 211 | 211 | 211 |

750-900 only

Flat Equal Tee

If you require 50 - 600 in please refer to the **UNIKLIP** Cable Tray section on page 42

Part Code
LD 50-900ET

Available across this size range

| Size | 50 | 75 | 100 | 150 | 225 | 300 | 450 | 600 | 750 | 900 |
|------|-----|-----|-----|-----|-----|-----|-----|-----|------|------|
| X | 204 | 229 | 254 | 304 | 530 | 605 | 755 | 906 | 1056 | 1206 |
| Y | 127 | 152 | 177 | 227 | 377 | 452 | 603 | 752 | 902 | 1053 |
| Z | 107 | 107 | 107 | 107 | 211 | 211 | 211 | 211 | 211 | 211 |

750-900 only

Outside Riser

If you require 50 - 600 in please refer to the **UNIKLIP** Cable Tray section on page 42

Part Code
LD 50-450VR 600-900ER

Available across this size range

| Size | 50 | 75 | 100 | 150 | 225 | 300 | 450 | 600 | 750 | 900 |
|------|-----|-----|-----|-----|-----|-----|-----|-----|-----|-----|
| X | 297 | 297 | 297 | 297 | 297 | 297 | 297 | 297 | 297 | 297 |
| Y | 337 | 337 | 337 | 337 | 377 | 337 | 337 | 337 | 337 | 337 |

750-900 only

Inside Riser

If you require 50 - 600 in please refer to the **UNIKLIP** Cable Tray section on page 42

Part Code
LD 50-450VR 600-900IR

Available across this size range

| Size | 50 | 75 | 100 | 150 | 225 | 300 | 450 | 600 | 750 | 900 |
|------|-----|-----|-----|-----|-----|-----|-----|-----|-----|-----|
| X | 297 | 297 | 297 | 297 | 297 | 297 | 297 | 297 | 297 | 297 |
| Y | 337 | 337 | 337 | 337 | 377 | 337 | 337 | 337 | 337 | 337 |

750-900 only

CABLE TRAY SYSTEMS

04


Medium Duty Cable Tray

(in accordance with BS 61537)

| Part Code | Tray Width (mm) |
|-----------|-----------------|
| MR50T | 50 |
| MR75T | 75 |
| MR100T | 100 |
| MR150T | 150 |
| MR225T | 225 |
| MR300T | 300 |
| MR450T | 450 |
| MR600T | 600 |
| MR750T | 750 |
| MR900T | 900 |

Available across this size range

750-900 only



If you require 50 - 600 in please refer to the **UNIKLIP** Cable Tray section on page 42

Straight Coupler



| Part Code | Length (mm) |
|-----------|-------------|
| MR/SC | 225 |

Sold in pairs.

Tray Divider



| Part Code | Length (mm) |
|-----------|-------------|
| MR/DF | 300 |

Fish Plate



| Part Code | Width (mm) |
|--------------|-------------------------|
| FP 100-900mm | Width dimension less 52 |

Cranked Coupler



| Part Code | Length (mm) |
|-----------|-------------|
| MR/CC | 225 |

Sold in pairs.

Tray to Channel Klip



| Part Code | Length (mm) |
|-----------|-------------|
| CHTR 25 | 225 |

Sold in pairs

QuickFix Trunking

QuickFix Multi Compartment Trunking

Lighting Trunking

Uniklip Cable Tray

Speedway Cable Ladder Pre-Galv. Cable Ladder

Cable Basket Systems

Channel & Support

Floor Trunking

Bench Outlet & Perimeter Trunking

Steel Conduit (Class 4)

Innovative Design Solutions

Accessories & Supports

Index

CABLE TRAY SYSTEMS

Flat 90° Bend

If you require 50 - 600 in please refer to the **UNIKLIP** Cable Tray section on page 42

Part Code
MR 50-900FB90

Available across this size range

| Size | 50 | 75 | 100 | 150 | 225 | 300 | 450 | 600 | 750 | 900 |
|------|-----|-----|-----|-----|-----|-----|-----|-----|-----|------|
| X | 126 | 151 | 175 | 225 | 375 | 450 | 600 | 750 | 900 | 1058 |
| Y | 166 | 191 | 215 | 265 | 415 | 490 | 640 | 790 | 940 | 1098 |
| Z | 107 | 107 | 107 | 107 | 211 | 211 | 211 | 211 | 211 | 211 |

750-900 only

Flat 45° Bend

If you require 50 - 600 in please refer to the **UNIKLIP** Cable Tray section on page 42

Part Code
MR 50-900FB945

Available across this size range

| Size | 50 | 75 | 100 | 150 | 225 | 300 | 450 | 600 | 750 | 900 |
|------|----|----|-----|-----|-----|-----|-----|-----|-----|-----|
| X | 66 | 93 | 120 | 174 | 268 | 344 | 510 | 673 | 835 | 998 |
| Y | 52 | 63 | 73 | 94 | 155 | 187 | 249 | 311 | 373 | 435 |
| Z | 58 | 58 | 58 | 58 | 115 | 115 | 115 | 115 | 115 | 115 |

750-900 only

Flat 4 Way Equal Intersection

If you require 50 - 600 in please refer to the **UNIKLIP** Cable Tray section on page 42

Part Code
MR 50-900FW

Available across this size range

| Size | 50 | 75 | 100 | 150 | 225 | 300 | 450 | 600 | 750 | 900 |
|------|-----|-----|-----|-----|-----|-----|-----|------|------|------|
| X | 177 | 213 | 249 | 320 | 532 | 637 | 850 | 1062 | 1274 | 1486 |
| Y | 177 | 213 | 249 | 320 | 532 | 637 | 850 | 1062 | 1274 | 1486 |
| Z | 107 | 107 | 107 | 107 | 211 | 211 | 211 | 211 | 211 | 211 |

750-900 only

Flat Equal Tee

If you require 50 - 600 in please refer to the **UNIKLIP** Cable Tray section on page 42

Part Code
MR 50-900ET

Available across this size range

| Size | 50 | 75 | 100 | 150 | 225 | 300 | 450 | 600 | 750 | 900 |
|------|-----|-----|-----|-----|-----|-----|-----|-----|------|------|
| X | 204 | 229 | 254 | 304 | 530 | 605 | 755 | 906 | 1056 | 1206 |
| Y | 127 | 152 | 177 | 227 | 377 | 452 | 603 | 752 | 902 | 1053 |
| Z | 107 | 107 | 107 | 107 | 211 | 211 | 211 | 211 | 211 | 211 |

750-900 only

Reducer

Part Code Length (mm)
MR-SR 250

Please state sizes required.

CABLE TRAY SYSTEMS

Outside Riser

If you require 50 - 600 in please refer to the **UNIKLIP** Cable Tray section on page 42

Part Code

| |
|--------------|
| MR 50-450VR |
| MR 600-900ER |

Available across this size range

| Size | 50 | 75 | 100 | 150 | 225 | 300 | 450 | 600 | 750 | 900 |
|------|-----|-----|-----|-----|-----|-----|-----|-----|-----|-----|
| X | 297 | 297 | 297 | 297 | 297 | 297 | 297 | 297 | 297 | 297 |
| Y | 337 | 337 | 337 | 337 | 377 | 337 | 337 | 337 | 337 | 337 |

750-900 only

Inside Riser

If you require 50 - 600 in please refer to the **UNIKLIP** Cable Tray section on page 42

Part Code

| |
|--------------|
| MR 50-450VR |
| MR 600-900IR |

Available across this size range

| Size | 50 | 75 | 100 | 150 | 225 | 300 | 450 | 600 | 750 | 900 |
|------|-----|-----|-----|-----|-----|-----|-----|-----|-----|-----|
| X | 297 | 297 | 297 | 297 | 297 | 297 | 297 | 297 | 297 | 297 |
| Y | 337 | 337 | 337 | 337 | 377 | 337 | 337 | 337 | 337 | 337 |

750-900 only

Conduit Take-off Plate

| Part Code | H | L | W | X | Y |
|-----------|----|----|----|----|----|
| TRCB20 | 20 | 90 | 40 | 70 | 20 |
| TRCB25 | 20 | 90 | 40 | 70 | 25 |

Suitable For Light/Medium/Heavy Tray.

Earth Link

| Part Code | Description |
|-----------|---------------|
| CES | Plain Copper |
| TCES | Tinned Copper |
| EBS100 | M6 Braid |

Nuts & Bolts

Part Code

M6X12

Order separately.

 QuickFix
Trunking

 QuickFix Multi
Compartment
Trunking

 Lighting
Trunking

 Uniklip
Cable Tray

 Speedway
Cable Ladder
Pre-Galv.
Cable Ladder

 Cable Basket
Systems

 Channel &
Support

 Floor
Trunking

 Bench Outlet
& Perimeter
Trunking

 Steel Conduit
[Class 4]

 Innovative
Design
Solutions

 Accessories
& Supports

Index

CABLE TRAY SYSTEMS

Heavy Duty Cable Tray

(in accordance with BS 61537)

| Part Code | Tray Width (mm) |
|-----------|-----------------|
| HR50T | 50 |
| HR75T | 75 |
| HR100T | 100 |
| HR150T | 150 |
| HR225T | 225 |
| HR300T | 300 |
| HR450T | 450 |
| HR600T | 600 |
| HR750T | 750 |
| HR900T | 900 |



Available across this size range

750-900 only



If you require 50 - 600 in please refer to the **UNIKLIP** Cable Tray section on page 42

Straight Coupler



| Part Code | Length (mm) |
|-----------|-------------|
| HR/SC | 225 |

Sold in pairs.

Tray Divider



| Part Code | Length (mm) |
|-----------|-------------|
| HR/DF | 3000 |

Fish Plate



| Part Code | Width (mm) |
|--------------|-------------------------|
| FP 100-900mm | Width dimension less 52 |

Cranked Coupler



| Part Code | |
|-----------|----------------|
| HR/CC | Sold in pairs. |

Tray to Channel Klip



| Part Code | |
|-----------|--------------------|
| CHTR 50 | Sold individually. |



CABLE TRAY SYSTEMS

Flat 90° Bend

If you require 50 - 600 in please refer to the **UNIKLIP** Cable Tray section on page 42

Part Code
HR 50-900FB90

Available across this size range

| Size | 50 | 75 | 100 | 150 | 225 | 300 | 450 | 600 | 750 | 900 |
|------|-----|-----|-----|-----|-----|-----|-----|-----|-----|------|
| X | 126 | 151 | 175 | 225 | 375 | 450 | 600 | 750 | 900 | 1058 |
| Y | 166 | 191 | 215 | 265 | 415 | 490 | 640 | 790 | 940 | 1098 |
| Z | 107 | 107 | 107 | 107 | 211 | 211 | 211 | 211 | 211 | 211 |

750-900 only

Flat 45° Bend

If you require 50 - 600 in please refer to the **UNIKLIP** Cable Tray section on page 42

Part Code
HR 50-900FB45

Available across this size range

| Size | 50 | 75 | 100 | 150 | 225 | 300 | 450 | 600 | 750 | 900 |
|------|----|----|-----|-----|-----|-----|-----|-----|-----|-----|
| X | 66 | 93 | 120 | 174 | 268 | 344 | 510 | 673 | 835 | 998 |
| Y | 52 | 63 | 73 | 94 | 155 | 187 | 249 | 311 | 373 | 435 |
| Z | 58 | 58 | 58 | 58 | 115 | 115 | 115 | 115 | 115 | 115 |

750-900 only

Flat 4 Way Equal Intersection

If you require 50 - 600 in please refer to the **UNIKLIP** Cable Tray section on page 42

Part Code
HR 50-900FW

Available across this size range

| Size | 50 | 75 | 100 | 150 | 225 | 300 | 450 | 600 | 750 | 900 |
|------|-----|-----|-----|-----|-----|-----|-----|------|------|------|
| X | 177 | 213 | 249 | 320 | 532 | 637 | 850 | 1062 | 1274 | 1486 |
| Y | 177 | 213 | 249 | 320 | 532 | 637 | 850 | 1062 | 1274 | 1486 |
| Z | 107 | 107 | 107 | 107 | 211 | 211 | 211 | 211 | 211 | 211 |

750-900 only

Flat Equal Tee

If you require 50 - 600 in please refer to the **UNIKLIP** Cable Tray section on page 42

Part Code
HR 50-900ET

Available across this size range

| Size | 50 | 75 | 100 | 150 | 225 | 300 | 450 | 600 | 750 | 900 |
|------|-----|-----|-----|-----|-----|-----|-----|-----|------|------|
| X | 204 | 229 | 254 | 304 | 530 | 605 | 755 | 906 | 1056 | 1206 |
| Y | 127 | 152 | 177 | 227 | 377 | 452 | 603 | 752 | 902 | 1053 |
| Z | 107 | 107 | 107 | 107 | 211 | 211 | 211 | 211 | 211 | 211 |

750-900 only

Reducer

Part Code
HR-SR

Length (mm)
250

Please state sizes required.

QuickFix Trunking

QuickFix Multi Compartment Trunking

Lighting Trunking

Uniklip Cable Tray

Speedway Cable Ladder Pre-Galv. Cable Ladder

Cable Basket Systems

Channel & Support

Floor Trunking

Bench Outlet & Perimeter Trunking

Steel Conduit (Class 4)

Innovative Design Solutions

Accessories & Supports

Index

CABLE TRAY SYSTEMS

Outside Riser

If you require 50 - 600 in please refer to the **UNIKLIP** Cable Tray section on page 42

Part Code
 HR 50-450VR
 HR 600-900ER

Available across this size range

| Size | 50 | 75 | 100 | 150 | 225 | 300 | 450 | 600 | 750 | 900 |
|------|-----|-----|-----|-----|-----|-----|-----|-----|-----|-----|
| X | 297 | 297 | 297 | 297 | 297 | 297 | 297 | 297 | 297 | 297 |
| Y | 337 | 337 | 337 | 337 | 377 | 337 | 337 | 337 | 337 | 337 |

750-900 only

Inside Riser

If you require 50 - 600 in please refer to the **UNIKLIP** Cable Tray section on page 42

Part Code
 HR 50-450VR
 HR 600-900IR

Available across this size range

| Size | 50 | 75 | 100 | 150 | 225 | 300 | 450 | 600 | 750 | 900 |
|------|-----|-----|-----|-----|-----|-----|-----|-----|-----|-----|
| X | 297 | 297 | 297 | 297 | 297 | 297 | 297 | 297 | 297 | 297 |
| Y | 337 | 337 | 337 | 337 | 377 | 337 | 337 | 337 | 337 | 337 |

750-900 only

DON'T FORGET
THE NUTS & BOLTS OF IT...

REMEMBER

CHECK SECTION 12


For all your Accessories & Supports needs (see page 138)



CABLE TRAY SYSTEMS

04


Tray Overhead Hangers



| Part Code | Width (mm) |
|------------|------------|
| OH50-OH300 | 50 - 300 |

Suitable for Light/Medium/Heavy Duty Cable Tray.


Vertical Adjustable Coupler



| Part Code |
|-----------------|
| HR-VAC / MR-VAC |

Sold in pairs to suit MR and HR Tray.

Stand-off Bracket



| Part Code |
|--------------|
| SOB50-SOB600 |

| Size | 50 | 75 | 100 | 150 | 225 | 300 | 450 | 600 |
|------|----|----|-----|-----|-----|-----|-----|-----|
| | | | | | | | | |

Available finishes include:
 Pre-galvanised to BS EN 10346:2015 (standard references throughout brochure).
 Post galvanised to BS EN ISO 1461:2009 (prefix reference with GA).
 Powder coated (prefix reference with CP).
 Stainless Steel 316 grade (prefix reference with SS).

Earth Link



| Part Code | Description |
|-----------|---------------|
| CES | Plain Copper |
| TCES | Tinned Copper |
| EBS100 | M6 Braid |

QuickFix Trunking

QuickFix Multi Compartment Trunking

Lighting Trunking

Uniklip Cable Tray

Speedway Cable Ladder Pre-Galv. Cable Ladder

Cable Basket Systems

Channel & Support

Floor Trunking

Bench Outlet & Perimeter Trunking

Steel Conduit (Class 4)

Innovative Design Solutions

Accessories & Supports

Index

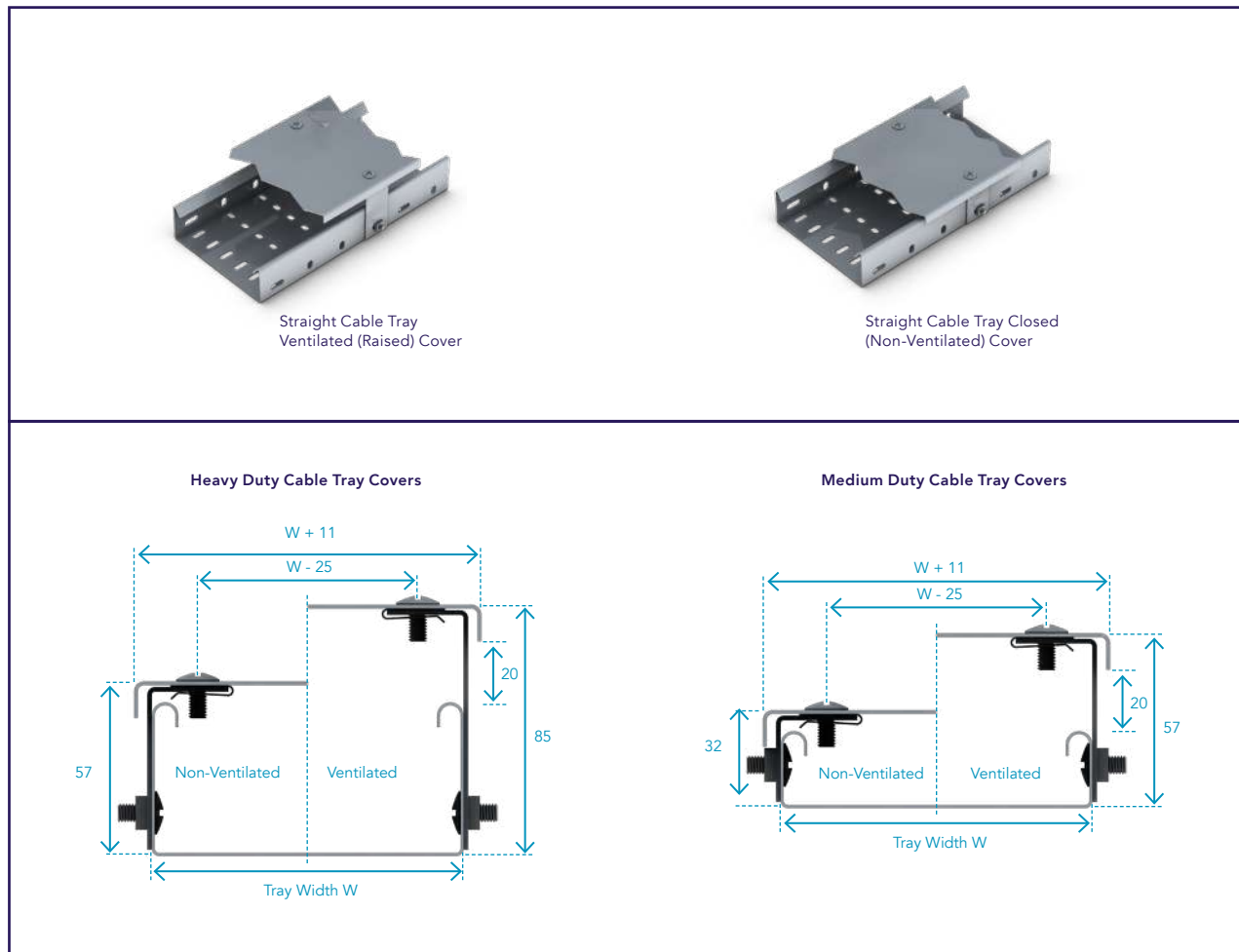
CABLE TRAY SYSTEMS

Covers & Brackets

The Unitrunk cable tray range is complimented by an extensive range of covers. Covers are available to suit the Unitrunk medium duty and Unitrunk heavy duty cable tray systems. Covers are used with cable tray to provide mechanical and environmental protection for cables and other items installed on the cable tray. Covers can be installed as either closed (non-ventilated, close-fitting) or ventilated (plain raised cover) depending on the type of cover fixing kit supplied with each cover.

Covers for straight cable tray are available in non-standard gauges to suit particular site installation requirements, consult our Sales Team for details.

Ventilated covers for Unitrunk medium duty return flange cable tray have a ventilation gap of 21mm. Ventilated covers for Unitrunk heavy duty return flange cable tray have a ventilation gap of 24mm.




CABLE TRAY SYSTEMS

Covers Fixing Kits

Unitrunk cable tray covers are supplied as complete kits with all necessary fixings. Each fixing kit comprises of a component lid, cover fixing bracket, a corrosion resistant M6 spire clip, two M6 screws and one M6 nut.

The general method of assembly for the Unitrunk cable tray cover is shown below. This method is common to both medium and heavy duty cable trays, and to cable tray fittings.



Cable Tray Cover Ordering Code Guide

STEP 1: Product Finish



STEP 2: Ventilation

| Code | Cover Type |
|------|--------------------|
| UC | Unventilated Cover |
| VC | Ventilated Cover |

STEP 3: Tray Side Wall

| Code | Sidewall Height |
|------|-----------------|
| MR | Medium Duty |
| HR | Heavy Duty |

STEP 4: Tray Width

| Part Code | Tray Width (mm) |
|-----------|-----------------|
| 50 | 50 |
| 75 | 75 |
| 100 | 100 |
| 150 | 150 |
| 225 | 225 |
| 300 | 300 |
| 450 | 450 |
| 600 | 600 |
| 750 | 750 |
| 900 | 900 |

STEP 5: Product Type

| Part Code | Product Type |
|-----------|----------------------|
| T | Cable Tray |
| FB90 | Flat Bend 90° |
| FB45 | Flat Bend 45° |
| ET | Equal Tee |
| FW | Fourway Intersection |
| ER90 | External Riser 90° |
| IR90 | Internal Riser 90° |
| ER45 | External Riser 45° |
| IR45 | Internal Riser 45° |
| SR | Reducer |

Example Ordering

- Stainless Steel, Unventilated cover
- Heavy Duty
- 100mm Wide
- Equal Tee

SSUCHR100ET

If you require specialist or bespoke products, or can't find the product specification you need, please contact one of our regional offices for assistance.

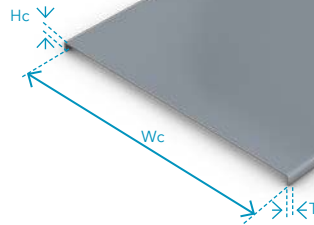
CABLE TRAY SYSTEMS

Straight Tray Covers

Unitrunk straight tray covers are 3m in length and are available in widths of 50mm to 900mm as standard. Covers are common for both closed and ventilated applications.

Straight Tray Covers - Dimensions & Weights

| Ref. | Tray Width (mm) | Width - Wc (mm) | Height - Hc (mm) | Weight (kg) |
|--------|-----------------|-----------------|------------------|-------------|
| CR50T | 50 | 61 | 11.9 | 2.51 |
| CR75T | 75 | 86 | 11.9 | 3.17 |
| CR100T | 100 | 111 | 11.9 | 3.92 |
| CR150T | 150 | 161 | 11.9 | 5.43 |
| CR225T | 225 | 236 | 11.9 | 7.70 |
| CR300T | 300 | 311 | 12.2 | 9.96 |
| CR450T | 450 | 461 | 12.5 | 18.13 |
| CR600T | 600 | 611 | 12.5 | 23.78 |
| CR750T | 750 | 761 | 12.5 | 29.47 |
| CR900T | 900 | 911 | 12.5 | 35.12 |



Weights shown are for standard pre-galvanised finish .

Cable Tray Fitting Covers

Unitrunk cable tray fitting covers are available in widths of 50mm to 900mm as standard. Covers are common for both closed and ventilated applications.



Cover Fixing Kits


Covers for straight cable tray and cable tray fittings are supplied with the appropriate number of cover fixing kits as follows.

Each cover fixing kit is supplied with the appropriate cover fixing bracket for either a non-ventilated cover or ventilated cover based on the part number ordered. (For dimensions of the cover mounting brackets please see table).

Cover Fixing Kit Requirements

| Tray & Fitting Type | Width (mm) | | |
|---------------------|------------|---------|---------|
| | 50-150 | 225-450 | 600-900 |
| Straight Tray | 6 | 6 | 6 |
| 90° Flat Elbows | 3 | 4 | 6 |
| 60° Flat Elbows | 3 | 4 | 6 |
| 45° Flat Elbows | 3 | 3 | 3 |
| 30° Flat Elbows | 3 | 3 | 3 |
| Inside Risers | 4 | 4 | 4 |
| Outside Risers | 4 | 4 | 4 |
| Equal Tees | 3 | 4 | 5 |
| Unequal Tees* | 3 | 4 | 5 |
| Equal Crosses | 4 | 4 | 4 |
| Reducers | 4 | 4 | 4 |


*Based on largest branch size



| Part Code | Cover Type | Bracket Height Hb (mm) |
|-----------|-----------------------|------------------------|
| BKT28-KIT | MR unventilated cover | 28 |
| BKT53-KIT | MR ventilated cover | 53 |
| BKT53-KIT | HR unventilated cover | 53 |
| BKT78-KIT | HR ventilated cover | 78 |

CABLE TRAY LIGHTING ACCESSORIES

The brackets shown below are compatible with UNIKLIP® Cable Tray Systems.



Fixed Angle Bracket 30° & 60°



Part Code

AC-LB1

Used for mounting lighting units at angles of either 30° or 60°. Fixed to both the sidewall and the base of the cable tray. Supplied singly.

Fixed Angle Bracket 0° & 45°




Part Code

AC-LB2

Used for mounting lighting units at angles of either 45° or 90°. Fixed to both the sidewall and the base of the cable tray. Supplied singly.

Adjustable Angle Bracket




Part Code

AC-LB3

Used for mounting lighting units at adjustable angles. Fixed to both the sidewall and the base of the cable tray. Supplied singly.

Under Slung Bracket

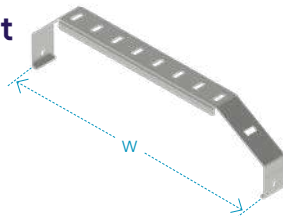


Part Code

HR-LB4-Width

Used for mounting lighting units directly underneath the cable tray with a drop of 58 mm or at an angle of either 45° or 60°. Supplied singly.

Over Top Bracket



Part Code

HR-LB5-Width

Used for mounting lighting units directly above cable tray at a height of 58mm or at an angle of either 45° or 60°, for use the cable tray is mounted against a surface on a handrail. Supplied singly.

Hold-Off Bracket



Part Code

AC-LB6

Used for mounting lighting units to both the sidewall and the base of the cable tray. Supplied singly.