


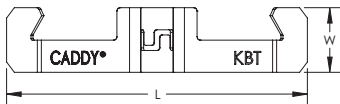


# Wire Basket Tray Clip



The KBT Wire Basket Tray Clip is an easy-to-install time-saving solution for securely attaching wire basket tray to strut. Simply place the basket tray on top of the strut, position the KBT clip over the tray at the desired position, squeeze the KBT and slide it in place to finish the connection - that simple! The installation is completed without any tools or additional hardware. The KBT Wire Basket Tray Clip is another time-saving solution designed to help contractors complete projects faster, easier, and more efficiently.

- Attaches wire basket tray to strut without additional hardware
- No tools required



Material: Spring Steel  
 Finish: nVent CADDY Armour

Part Number	Article Number	Wire Size	Length L	Width W	Standard Packaging Quantity
KBT	170011	4 – 8 mm	74 mm	16 mm	100 pc
KBTR5	191043	4 – 8 mm	74 mm	16 mm	10 x 5 pc

Use two clips per strut support for trays up to 12" (300mm). Use three clips per strut support for trays up to 18" (457mm) and add one clip per strut support for each additional 6" (150mm) of tray width.

No load rating, for positioning only.

**WARNING**

nVent products shall be installed and used only as indicated in nVent's product instruction sheets and training materials. Instruction sheets are available at [www.erico.com](http://www.erico.com) and from your nVent customer service representative. Improper installation, misuse, misapplication or other failure to completely follow nVent's instructions and warnings may cause product malfunction, property damage, serious bodily injury and death and/or void your warranty.

© 2018 nVent All rights reserved  
 nVent, nVent CADDY, nVent ERICO, nVent ERIFLEX and nVent LENTON are owned by nVent or its global affiliates.  
 All other trademarks are the property of their respective owners. nVent reserves the right to change specifications without prior notice.