

# Introducing Our MultiFlex Support System

A versatile system of interchangeable parts that provides complete flexibility during installation and enables genuine bespoke configurations. It is designed to support heavy cables and offers adjustment in every direction. The system allows for creating flexible fixation points wherever needed for heavy cables, ensuring complete installation adaptability.



GRP/FRP Support channels are designed to reduce weight while maintaining strength and maximizing loading capacity. The MultiFlex system offers ergonomic benefits while handling and installing ladders and support system equipment. The support channels are available in multiple polymeric materials, each carefully designed to fit specific project requirements. Our innovative support system comes with a wide range of smart and practical features which simplify and improve the installation process.


## Profiles Used



SUPPORT Channel



SLEEVE Channel



ANGLE Channel




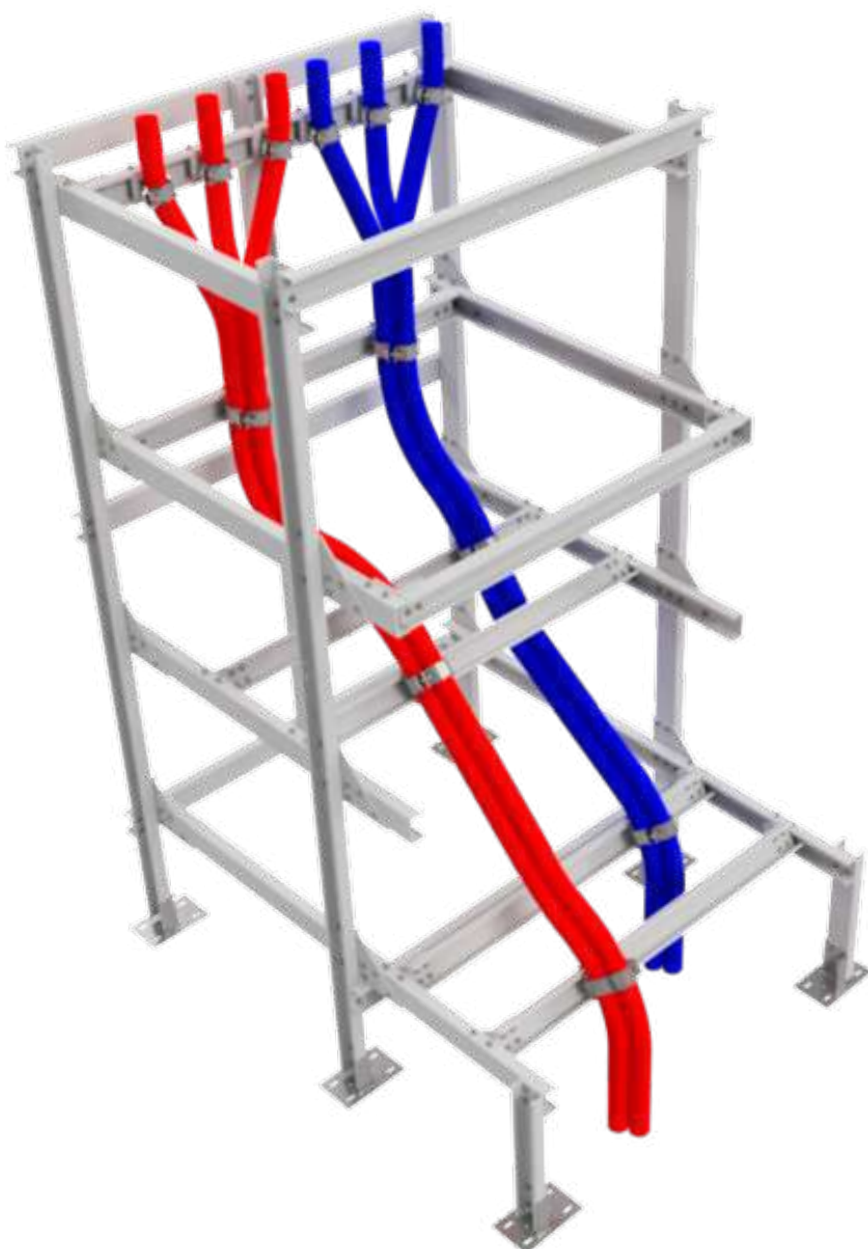


FLAT Sheet



RUNG Channel

CONTACT US FOR  
DESIGN & ENGINEERING  
SERVICES FOR YOUR  
PROJECT



## How it works



Insert sleeve into channel



Position sleeve, apply drill jig




Drill the required holes



Now holes are all drilled quick and easy



Insert the bolts and tighten the nuts



## MultiFlex Support System

### Channel Support Profile


Support Channels for a robust yet flexible framework.



Product	Ref No	Kg
Channel Sup profile SC100-50/6 3m PC1	MS4101PC1	
Channel Sup profile SC100-50/6 6m PC1	MS4129PC1	
Channel Sup profile SC53-40 3m PC1	MS4131PC1	
Channel Sup profile SC53-40 6m PC1	MS4130PC1	
Channel sup angle profile 100x100x10/6	MS4191PC1	
Channel sup angle profile 100x100x10/3	MS4190PC1	

### Gusset Plate

Are used to strengthen central joints or corners that could need more bracing because of increasing loading.



Product	Ref No	Kg
Gusset Plate T CH100 6mm	MS4103PC1	
Gusset Plate L CH100 6mm	MS4102PC1	

### Channel Sleeve Rung PC1


Rungs from 200 mm - 1000 mm are available on request.



Product	Ref No	Kg
Channel Sleeve / Rung Hor PC1	MS4181PC1	
Channel Sleeve / Rung Vert PC1	MS4189PC1	
Lock Plate LP53 PC1	MS4107PC1	

### Channel Sleeve Cleat

Channel sleeve with M12 hole for Cleat fixations.



Product	Ref No	Kg
Channel Sleeve Cleat	MS4182PC1	

## Channel Sleeve PC1

Channel sleeve with five M10 hole for Flexi Angle and Angle Brackets.



Product	Ref No	Kg
Channel Sleeve PC1	MS4183PC1	

## Angle Bracket PC1

When combined with channel sleeve, allows sliding adjustability with a fixed angle inside the support channels. Fasteners needed M4825SS M10 x 35 and coach head bolts



Product	Ref No	Kg
Angle Bracket PC1	MS4184PC1	

## Flexi Angle Bracket PC1

When combined with channel sleeve - angle fitting, allows for sliding and angular adjustability inside the support channels. Fasteners needed M4825SS M10 x 35 and coach head bolts



Product	Ref No	Kg
Flexi Angle Bracket PC1	MS4186PC1	

## L-bracket



Product	Height	Ref No	Kg
L Support Bracket 200PC1	0,6m	MS4165PC1	3,3
L Support Bracket 300 PC1	0,6m	MS4166PC1	3,5
L Support Bracket 400 PC1	0,6m	MS4167PC1	3,7
L Support Bracket 600 PC1	0,6m	MS4169PC1	4,2

## Central support



Product	Height	Ref No	Kg
Central Support 200 PC1	0.5m	MS41655PC1	1.2
Central Support 200 PC1	1.0m	MS416510PC1	1.8
Central Support 300 PC1	0.5m	MS41605PC1	1.3
Central Support 300 PC1	1.0m	MS416010PC1	1.9
Central Support 400 PC1	0.5m	MS41615PC1	1.4
Central Support 400 PC1	1.0m	MS416110PC1	2
Central Support 600 PC1	0.5m	MS41635PC1	1.8
Central Support 600 PC1	1.0m	MS416310PC1	2.3

## LW Cantilever Arm



Product	Ref No	Kg
LW Cantilever Arm 50 PC1	MS4197PC1	0,5
LW Cantilever Arm 100 PC1	MS4198PC1	0,5
LW Cantilever Arm 150 PC1	MS4199PC1	0,6
LW Cantilever Arm 200 PC1	MS4200PC1	0,6
LW Cantilever Arm 300 PC1	MS4201PC1	0,8
LW Cantilever Arm 400 PC1	MS4202PC1	0,9

## HD Cantilever Arm



Product	Ref No	Kg
HD Cantilever Arm 150 PC1	MCS4120PC1	1
HD Cantilever Arm 200 PC1	MCS4121PC1	1,2
HD Cantilever Arm 300 PC1	MCS4122PC1	1,6
HD Cantilever Arm 400 PC1	MCS4125PC1	
HD Cantilever Arm 450 PC1	MCS4123PC1	1,9
HD Cantilever Arm 600 PC1	MCS4124PC1	2,2

## Channel Spring Nut M10 PC1



Product	Ref No	Kg
Channel Spring Nut M10 PC1	M4829PC1	